

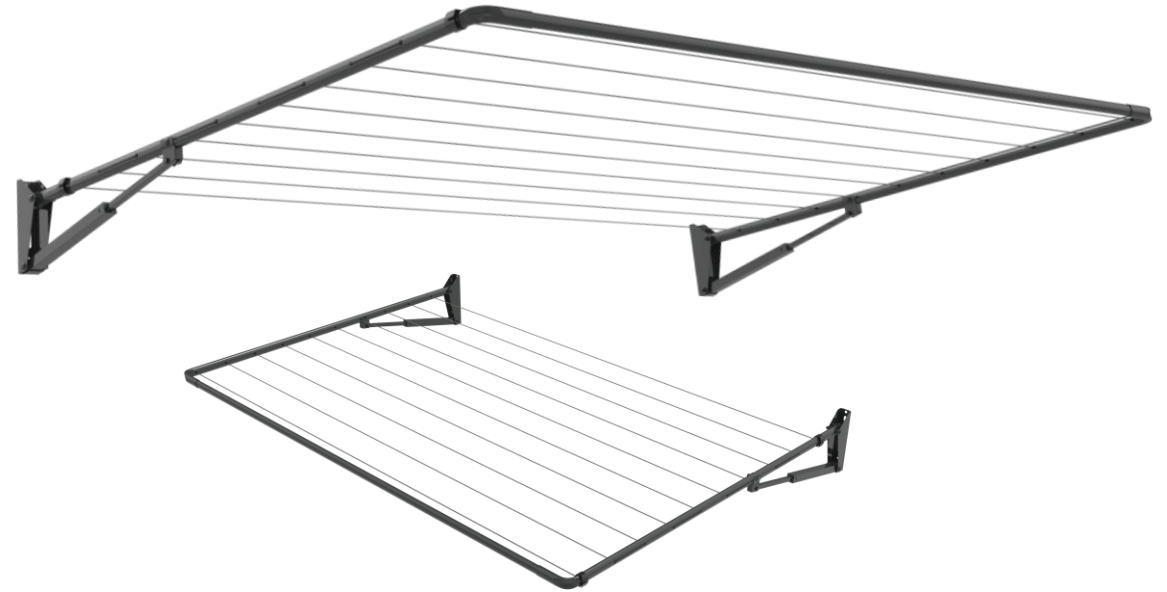
Product Specs / Folding Frames

CURRENT













NEW

- Proven reliable design which has been in the market for 10+ years.
- Heavier duty than current model.
- Significantly reduces likelihood of rust around corners and front bar.



Product Specs / Folding Frames

FEATURE	CURRENT	NEW
Steel Profile	Square Profile – 37 x 21 x 0.85mm 	Elliptical Profile – 39 x 24 x 1.2mm 
Corners	Plastic 	Formed Steel 
Bracket Design	Steel housed, strut 	Steel housed, strut 
Front Bar	Split, plastic 	Split, long solid steel sleeve 
Line Tensioner	Manual 	Manual, improved 

- Larger profile with thicker steel means overall clothesline is more rigid and robust.
- Formed steel corners are quicker to install, increase frame rigidity and reduce rust risk.
- Similar to current model – different shape.
- Sleeve reduces rust risk.
- More slimline design, with improved functionality

Product Specs / Rotary

CURRENT



NEW



Product Specs / Rotary

CURRENT

FUTURE

	Head Diameter	Lines	Space	Colours	Head Diameter	Lines	Space	Colours
6 Line	3.2m	6	37m	Norfolk Green	3.2m	6	37m	
7 Line	3.6m	7	47m	Norfolk Green	3.6m	7	47m	
Ground Socket	/	/	/	Black	/	/	/	

Opportunity to review range colours.

Dark grey now outsells the traditional green in Australia.

Product Specs / Rotary

FEATURE

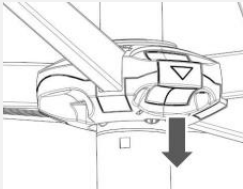
CURRENT

NEW

Folding Mechanism

Latch can be stiff

Larger, easier to operate latch.



- Better weighted latch mechanism glides into the opened position.

Winding Handle

Basic style.

Larger, more stylish.



- More ergonomic design with wrap-around plastic casing.

Added Feature & Functionality

N/A

Built-in coat hanger rail



- Enhanced product feature