

## Section 1 Identification of Chemical Product and Company

Code	Description	Size	Colour
131249	Soudabond 480 Power Spray	16 Kg	
Recommended use:		Adhesive	
HSNO Group Standard		HSR002662	
UN number, shipping name and packaging group:		UN 1133 ADHESIVES containing flammable liquid PG II	
Supplier contact details:		Soudal Ltd	Freephone: 0800 70 10 80
		134 Kohia Drive	Phone: (07) 847 5540
		Horotiu	Fax: (07) 847 0324
		Hamilton 3288	Email: sales@soudal.co.nz
		New Zealand	Website: <a href="http://www.soudal.co.nz">www.soudal.co.nz</a>
<b>POISON CENTRE NUMBER: 0800 764 766 (24 hours)</b>			

## Section 2 Hazards Identification

### Statement of Hazardous Nature

This product is classified as:

**HAZARDOUS SUBSTANCE** according to the criteria of GHS v7.

**REGULATED** under NZS5433:2020 Transport of Dangerous Goods on Land

### GHS classification:

Classification	GHS Hazard statements
<b>Flammable Liquid Category 2</b>	H225 Highly flammable liquid and vapour
<b>Acute Oral Toxicity Category 4</b>	H302 Harmful if swallowed
<b>Skin Irritation Category 2</b>	H315 Causes skin irritation
<b>Eye Irritation Category 2</b>	H319 Causes serious eye irritation
<b>STOT – SE NE Category 3</b>	H336 May cause drowsiness or dizziness
<b>Aspiration Category 1</b>	H304 May be fatal if swallowed and enters airways
<b>Acute Aquatic Hazard Category 1</b>	H400 Vary toxic to aquatic life
<b>Chronic Aquatic Hazard Category 1</b>	H410 Very toxic to aquatic life with long lasting effects

HSNO Signal Word:

**DANGER**



### Precautionary Statements:

P102 Keep out of the reach of children

P103 Read label before use

## SAFETY DATASHEET

P202	Do not handle until all safety precautions are read and understood	P272	Contaminated work clothing should not be allowed out of the workplace.
P210	Keep away from heat, hot surfaces, sparks, open flames and other ignition sources. No smoking	P270	Do not eat, drink or smoke while handling this product
P240	Ground and bond container and receiving equipment	P273	Avoid release to the environment
P241	Use explosion proof ventilating/ lighting/ electrical/ intrinsically safe equipment	P391	Collect spillage
P242	Use non-sparking tools	P370+P378	In case of Fire: use alcohol resistant foam or normal protein foam to extinguish
P243	Take action to prevent static discharges	P405	Store locked up
P261	Avoid breathing vapour/ mist/ spray	P403+P235	Store in a well-ventilated place. Keep cool
P271	Use only outdoors or in a well-ventilated place	P501	Dispose of contents/ container to authorised hazardous or special waste collection points in accordance with local regulation
P280	Wear protective gloves, protective clothing, eye protection and face protection		
P284	In case of inadequate ventilation wear respiratory protection		
P264	Wash all exposed external body areas thoroughly after handling		

### Section 3. Composition/Information on Ingredients

Ingredient	CAS No.	Individual GHS classification	Concentration (% by Wt.)
Cyclohexane	110-82-7	Flammable Liquid Category 2   Acute Oral Toxicity Category 4   Acute Inhalation Toxicity Category 4   Skin Irritation Category 2   STOT – SE NE Category 3   Aspiration Category 1   Chronic Aquatic Hazard Category 2	80 - 90
Ingredients not contributing to classification			balance

This is a commercial product whose exact ratio of components may vary slightly. Minor quantities of other non-hazardous ingredients are also possible.

### Section 4 First Aid Measures

**NZ Poisons Centre 0800 POISON (0800 764 766) | NZ Emergency Services: 111**

#### Eye contact:

Wash out immediately with fresh running water. Ensure complete irrigation of the eye by keeping eyelids apart and away from eye and moving the eyelids by occasionally lifting the upper and lower lids. Seek medical attention without delay; if pain persists or recurs seek medical attention. Removal of contact lenses after an eye injury should only be undertaken by skilled personnel

#### Skin contact:

Flush skin and hair with running water (and soap if available). Remove any adhering solids with industrial skin cleansing cream. DO NOT use solvents. Seek medical attention in the event of irritation.

#### Inhalation:

remove from contaminated area. Lay patient down. Keep warm and rested. Prosthesis such as false teeth, which may block airway, should be removed, where possible, prior to initiating first aid procedures. Apply artificial respiration if not breathing, preferably with a demand valve resuscitator, bag-valve mask device, or pocket mask as trained. Perform CPR if necessary. Transport to hospital, or doctor, without delay

#### Ingestion:

If swallowed do NOT induce vomiting. If vomiting occurs, lean patient forward or place on left side (head-down position, if possible) to maintain open airway and prevent aspiration. Observe the patient carefully. Never give liquid to a person showing signs of being sleepy or with reduced awareness; i.e. becoming unconscious. Give water to rinse out mouth, then provide liquid slowly and as much as casualty can comfortably drink. Seek medical advice. Avoid giving milk or oils. Avoid giving alcohol.

#### General advice and advice for physicians:

Treat symptomatically.

### Section 5 Fire-Fighting Measures

**Extinguishing media:**

Foam. Dry chemical powder. BCF (where regulations permit). Carbon dioxide. Water spray or fog - Large fires only.

**Fire/ Explosion Hazard:**

Liquid and vapour are highly flammable. Severe fire hazard when exposed to heat, flame and/or oxidisers. Vapour may travel a considerable distance to source of ignition. Heating may cause expansion or decomposition leading to violent rupture of containers. On combustion, may emit toxic fumes of carbon monoxide (CO).

**Advice for fire-fighters:**

Alert Fire Brigade and tell them location and nature of hazard. May be violently or explosively reactive. Wear breathing apparatus plus protective gloves in the event of a fire. Prevent, by any means available, spillage from entering drains or water course. Consider evacuation (or protect in place). Fight fire from a safe distance, with adequate cover. If safe, switch off electrical equipment until vapour fire hazard removed. Use water delivered as a fine spray to control the fire and cool adjacent area. Avoid spraying water onto liquid pools. Do not approach containers suspected to be hot. Cool fire exposed containers with water spray from a protected location. If safe to do so, remove containers from path of fire.

**Section 6 Accidental Release Measures**

**Minor Spills:**

Remove all ignition sources. Clean up all spills immediately. Avoid breathing vapours and contact with skin and eyes. Control personal contact with the substance, by using protective equipment. Contain and absorb small quantities with vermiculite or other absorbent material. Wipe up. Collect residues in a flammable waste container.

**Major Spills:**

Clear area of personnel and move upwind. Alert Fire Brigade and tell them location and nature of hazard. May be violently or explosively reactive. Wear breathing apparatus plus protective gloves. Prevent, by any means available, spillage from entering drains or water course. Consider evacuation (or protect in place). No smoking, naked lights or ignition sources. Increase ventilation. Stop leak if safe to do so. Water spray or fog may be used to disperse /absorb vapour. Contain spill with sand, earth or vermiculite. Use only spark-free shovels and explosion proof equipment. Collect recoverable product into labelled containers for recycling. Absorb remaining product with sand, earth or vermiculite. Collect solid residues and seal in labelled drums for disposal. Wash area and prevent runoff into drains. If contamination of drains or waterways occurs, advise emergency services

**Section 7 Handling and Storage**

**Handling:**

Avoid skin contact, including inhalation. Wear protective clothing when risk of exposure occurs. Use in a well-ventilated area. Prevent concentration in hollows and sumps. DO NOT enter confined spaces until atmosphere has been checked. Avoid smoking, naked lights, heat or ignition sources. When handling, DO NOT eat, drink or smoke. Vapour may ignite on pumping or pouring due to static electricity. DO NOT use plastic buckets. Earth and secure metal containers when dispensing or pouring product. Use spark-free tools when handling. Avoid contact with incompatible materials. Keep containers securely sealed. Avoid physical damage to containers. Always wash hands with soap and water after handling. Work clothes should be laundered separately. Use good occupational work practice. Observe manufacturer's storage and handling recommendations contained within this SDS. Atmosphere should be regularly checked against established exposure standards to ensure safe working conditions

**Storage:**

Store in original containers in approved flame-proof area. No smoking, naked lights, heat or ignition sources. DO NOT store in pits, depression, basement or areas where vapours may be trapped. Keep containers securely sealed. Store away from incompatible materials in a cool, dry well-ventilated area. Protect containers against physical damage and check regularly for leaks. Observe manufacturer's storage and handling recommendations contained within this SDS.

**Suitable Container:**

Packaging as recommended by manufacturer. Check all containers are clearly labelled and free from leaks.

**Section 8 Exposure Controls/Personal Protection**

**Exposure Limits**

CAS no.	Substance or ingredient	WES-TWA	WES-STEL




110-82-7	Cyclohexane	350 mg/m <sup>3</sup>	100 ppm	1050 mg/m <sup>3</sup>	300 ppm
----------	-------------	-----------------------	---------	------------------------	---------

The TWA exposure value is the average airborne concentration of a particular substance when calculated over a normal 8 hour working day for a 5-day working week. The STEL (Short Term Exposure Limit) is an exposure value that may be equalled (but should not be exceeded) for no longer than 15 minutes and should not be repeated more than 4 times per day. There should be at least 60 minutes between successive exposures at the STEL. The term "peak" is used when the TWA limit, because of the rapid action of the substance, should never be exceeded, even briefly.

**Engineering Controls:**

Engineering controls are used to remove a hazard or place a barrier between the worker and the hazard. Well-designed engineering controls can be highly effective in protecting workers and will typically be independent of worker interactions to provide this high level of protection. The basic types of engineering controls are: Process controls which involve changing the way a job activity or process is done to reduce the risk. Enclosure and/or isolation of emission source which keeps a selected hazard "physically" away from the worker and ventilation that strategically "adds" and "removes" air in the work environment. Ventilation can remove or dilute an air contaminant if designed properly. The design of a ventilation system must match the particular process and chemical or contaminant in use. Employers may need to use multiple types of controls to prevent employee overexposure. General exhaust is adequate under normal operating conditions. Local exhaust ventilation may be required in specific circumstances. If risk of overexposure exists, wear approved respirator. Correct fit is essential to obtain adequate protection. Provide adequate ventilation in warehouse or closed storage areas. Air contaminants generated in the workplace possess varying "escape" velocities which, in turn, determine the "capture velocities" of fresh circulating air required to effectively remove the contaminant.

**Exposure controls:**

Control	Protective measure
Eye	Safety glasses with side shields. Chemical goggles. Contact lenses may pose a special hazard; soft contact lenses may absorb and concentrate irritants. A written policy document, describing the wearing of lenses or restrictions on use, should be created for each workplace or task. This should include a review of lens absorption and adsorption for the class of chemicals in use and an account of injury experience. Medical and first-aid personnel should be trained in their removal and suitable equipment should be readily available. In the event of chemical exposure, begin eye irrigation immediately and remove contact lens as soon as practicable. Lens should be removed at the first signs of eye redness or irritation - lens should be removed in a clean environment only after workers have washed hands thoroughly. [CDC NIOSH Current Intelligence Bulletin 59], [AS/NZS 1336 or national equivalent] 
Respiratory	Not generally required. If workplace exposure standards are likely to be exceeded, a Type AX filter is recommended 
Skin	Wear chemical protective gloves, e.g., PE/EVAL/PE. Wear safety footwear or safety gumboots, e.g., Rubber NOTE: The material may produce skin sensitisation in predisposed individuals. Care must be taken, when removing gloves and other protective equipment, to avoid all possible skin contact. Contaminated leather items, such as shoes, belts and watchbands should be removed and destroyed. 

**Section 9 Physical and Chemical Properties**

**General substance properties:**

Property	Details
Appearance	Liquid
Odour	Characteristic
pH	Not available
Vapour pressure	No data kPa
Vapour Density	> 1
Viscosity	< 20.2 mm <sup>2</sup> /s      40 °C
Boiling Point	80.7 °C
Volatile materials	No data %

Freezing/melting point	Not available
Water Solubility	Immiscible
Specific gravity/density	0.85 g/ml
Flash point	-18 °C
Auto-ignition temperature	No data °C
Upper and lower flammability limits	% LEL % UEL
Corrosiveness	Not available

## Section 10 Stability and Reactivity

### Stability:

Unstable in the presence of incompatible materials. Product is considered stable. Hazardous polymerisation will not occur.

### Conditions to avoid:

### Incompatible materials to avoid:

Oxidising or reducing agents

### Hazardous decomposition products:

Carbon monoxide (CO) carbon dioxide (CO<sub>2</sub>) other pyrolysis products typical of burning organic material.

## Section 11 Toxicological Information

### Summary of Toxicity

Test	Data and symptoms of exposure
Inhaled	The material can cause respiratory irritation in some persons. The body's response to such irritation can cause further lung damage. Inhalation of vapours may cause drowsiness and dizziness. This may be accompanied by sleepiness, reduced alertness, loss of reflexes, lack of co-ordination, and vertigo. Inhalation of high concentrations of gas/vapour causes lung irritation with coughing and nausea, central nervous depression with headache and dizziness, slowing of reflexes, fatigue and inco-ordination. Central nervous system (CNS) depression may include general discomfort, symptoms of giddiness, headache, dizziness, nausea, anaesthetic effects, slowed reaction time, slurred speech and may progress to unconsciousness. Serious poisonings may result in respiratory depression and may be fatal. In general, the alicyclic hydrocarbons produce less discomfort than the corresponding aromatic compounds. Material is highly volatile and may quickly form a concentrated atmosphere in confined or unventilated areas. The vapour may displace and replace air in breathing zone, acting as a simple asphyxiant. This may happen with little warning of overexposure. Inhalation of vapours or aerosols (mists, fumes), generated by the material during the course of normal handling, may be damaging to the health of the individual.
Oral	Accidental ingestion of the material may be harmful; animal experiments indicate that ingestion of less than 150 gram may be fatal or may produce serious damage to the health of the individual. Not a likely route of entry into the body in commercial or industrial environments. The liquid may produce considerable gastrointestinal discomfort and be harmful or toxic if swallowed. Central nervous system (CNS) depression may include general discomfort, symptoms of giddiness, headache, dizziness, nausea, anaesthetic effects, slowed reaction time, slurred speech and may progress to unconsciousness. Serious poisonings may result in respiratory depression and may be fatal.
Dermal	Skin contact is not thought to produce harmful health effects (as classified under EC Directives using animal models). Systemic harm, however, has been identified following exposure of animals by at least one other route and the material may still produce health damage following entry through wounds, lesions or abrasions. Open cuts abraded or irritated skin should not be exposed to this material Entry into the bloodstream through, for

## SAFETY DATASHEET

	example, cuts, abrasions or lesions, may produce systemic injury with harmful effects. Examine the skin prior to the use of the material and ensure that any external damage is suitably protected.
<b>Eye</b>	This material can cause eye irritation and damage in some persons.
<b>Chronic</b>	Long-term exposure to respiratory irritants may result in airways disease, involving difficulty breathing and related whole-body problems. Substance accumulation, in the human body, may occur and may cause some concern following repeated or long-term occupational exposure. Chronic solvent inhalation exposures may result in nervous system impairment and liver and blood changes. [PATTYS]

Ingredient	Oral LD <sub>50</sub>	Dermal LD <sub>50</sub>	Inhalation LC <sub>50</sub>
ATE			
Cyclohexane	12705 mg/Kg	>2000 mg/Kg	> 5540 ppm/4h

### Section 12 Ecological Information

#### Summary of Ecotoxicity

Very toxic to aquatic life with long lasting effects. Do NOT allow product to come in contact with surface waters or to intertidal areas below the mean high-water mark. Do not contaminate water when cleaning equipment or disposing of equipment wash-waters. Wastes resulting from use of the product must be disposed of on site or at approved waste sites.

Ingredient	Fish	Crustacean	Algae
ATE			
Cyclohexane	LC <sub>50 96hr</sub> 4.5 mg/L	EC <sub>50 48hr</sub> 0.9 mg/L	EC <sub>50 96hr</sub> 3.4 mg/L

Ingredient	Persistence Water/ Soil	Persistence Air	Bioaccumulation	Mobility
Cyclohexane	HIGH	LOW	LOW	LOW

### Section 13 Disposal Considerations

#### Disposal methods:

Containers may still present a chemical hazard/ danger when empty. Return to supplier for reuse/ recycling if possible. Otherwise: If container cannot be cleaned sufficiently well to ensure that residuals do not remain or if the container cannot be used to store the same product, then puncture containers, to prevent re-use, and bury at an authorised landfill. Where possible retain label warnings and SDS and observe all notices pertaining to the product. DO NOT recycle spilled material. Consult State Land Waste Management Authority for disposal. Neutralise spill material carefully and decontaminate empty containers and spill residues with 10% ammonia solution plus detergent or a proprietary decontaminant prior to disposal. DO NOT seal or stopper drums being decontaminated as CO<sub>2</sub> gas is generated and may pressurise containers. Puncture containers to prevent re-use. Bury or incinerate residues at an approved site.

Ensure that the hazardous substance is disposed in accordance with the Hazardous Substances (Disposal) Notice 2017  
 Packages that have been in direct contact with the hazardous substance must be only disposed if the hazardous substance was appropriately removed and cleaned out from the package. The package must be disposed according to the manufacturer's directions taking into account the material it is made of. Packages which hazardous content have been appropriately treated and removed may be recycled. The hazardous substance must only be disposed if it has been treated by a method that changed the characteristics or composition of the substance, and it is no longer hazardous. Only dispose to the environment if a tolerable exposure limit has been set for the substance. Only deposit the hazardous substance into or onto a landfill or sewage facility or incinerator, where the hazardous substance can be handled and treated appropriately.

### Section 14 Transport Information



HAZCHEM

3YE

**Land Transport UNDG**

UN Number **1133**  
 Shipping Name **ADHESIVES** containing flammable liquid (cyclohexane)  
 Class or division **3**  
 Subsidiary Risk Not applicable  
 UN Packing Group **II**  
 Environmental Hazard **Environmentally hazardous**  
 Special Provisions not applicable  
 Limited Quantities **5 L**

**Air Transport IATA**

UN/ID Number **1133**  
 Shipping Name **ADHESIVES** containing flammable liquid (cyclohexane)  
 ICAO/IATA Class **3**  
 ICAO/IATA Subrisk Not applicable  
 ERG Code **3L**  
 Packing Group **II**  
 Environmental Hazard **Environmentally hazardous**  
 Special provision **A3**  
 Cargo only  
     Packing instructions **364**  
     Maximum Qty/pack **60 L**  
 Passenger and Cargo  
     Packing instructions **353**  
     Maximum Qty/pack **5 L**  
 Passenger & Cargo Limited Quantity  
     Packing instructions **Y341**  
     Maximum Qty/pack **1 L**

**Marine Transport IMDG**

UN Number **1133**  
 Shipping Name **ADHESIVES** containing flammable liquid (cyclohexane)  
 IMDG Class **3**  
 IMDG Subrisk Not applicable  
 Packing Group **II**  
 Environmental Hazard **Marine Pollutant**  
 EmS Number **F-E S-D**  
 Special provisions not applicable  
 Limited quantities **5 L**

**Section 15 Regulatory Information**

**HSNO approval number and Group Standard:**

**HSR002662**      **Surface coatings & Colourants, Flammable**

**Group Standard conditions and other regulations:**

Condition	Requirement
SDS	Required
Emergency plan	Required when quantities exceed 100 Lt

<b>Certified handler</b>	Not required
<b>Tracking</b>	Not applicable
<b>Bunding and secondary containment</b>	Required dependent upon total quantity and pack size
<b>Signage</b>	Required when quantities exceed 100 Lt
<b>Location Compliance certificate</b>	<b>Flammable Liquid Category 2</b> when quantities exceed 100 Lt in closed containers exceeding 5 Lt capacity else when quantities exceed 250 Lt in closed containers upto 5Lt capacity else when quantities exceed 50Lt in open container
<b>Hazardous Atmosphere Zone</b>	Required as per AS/NZS60079.10
<b>Fire extinguisher</b>	2 required when quantities exceed 100 Lt

### National Inventories

*Y = All ingredients are on the inventory*

Australia	AICS	Y
Canada	DSL	Y
Canada	NDSL	N
China	IECSC	Y
Europe	EINEC/ELINCS/NLP	Y
Japan	ENCS	Y
Korea	KECI	Y
New Zealand	NZIOC	Y
Philippines	PICCS	Y
USA	TSCA	Y
Taiwan	TCSI	Y
Mexico	INSQ	Y
Vietnam	NCI	Y
Russia	ARIPS	Y
UAE		N

### Section 16 Other Information

#### Revision History:

March 2026      Origination

#### Abbreviations:

Abbreviation	Description
CAS number	Number assigned to chemical in the Chemical Abstracts Service registry
HAZCHEM code	Code used by fire-fighters to determine correct method of action in the case of fire
HSNO	Hazardous Substances and New Organisms (Act)
ICAO Technical Instructions	International Civil Aviation Organization Technical Instructions
IMDG code	International Maritime Dangerous Goods code controlled by the International Maritime Organization (IMO)
LC <sub>50</sub>	Lethal concentration 50% - concentration fatal to 50% of the tested population
LD <sub>50</sub>	Lethal dose 50% - dose fatal to 50% of the tested population

NZS 5433:2020	New Zealand Standard 5433 (Standard for the Transport of Dangerous Goods on Land)
SDS	Safety data sheet
STEL	Short term exposure limit
TWA	Time weighted average (typically measured as 8 hours)
UN number	United Nations number
WES	Workplace exposure standard

### References

Chemical properties and GHS classifications derived from the New Zealand chemical classification information database (CCID).

[www.epa.govt.nz](http://www.epa.govt.nz).

Workplace exposure limits derived from Workplace Exposure Standards and Biological Exposure Indices 15<sup>th</sup> Edition (February 2025).

***The information provided on this SDS is correct to the best of our knowledge, information and belief at the date of its publication. The information given is designed only as a guidance for safe handling, use, processing, storage, transportation, disposal and release and is not to be considered as a warranty or quality specification. The information relates only to the specific material designated and may not be valid for such material in combination with any other material or in any process, unless specified in the text.***

This SDS was prepared by Collievale Enterprises in accord with the Hazardous Substances (Safety Data Sheets) Notice 2020

[admin@collievale.com](mailto:admin@collievale.com) Phone +64 7 5432428

End of SDS