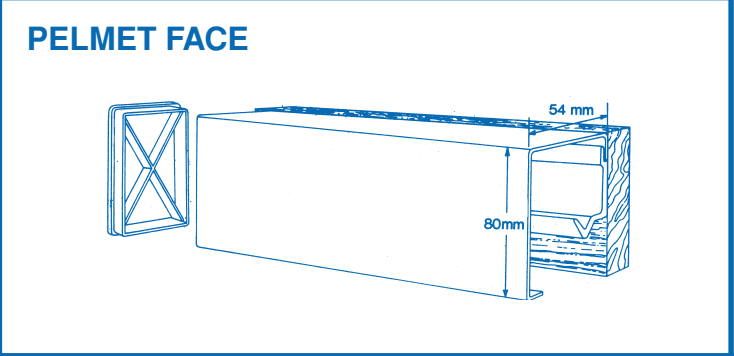
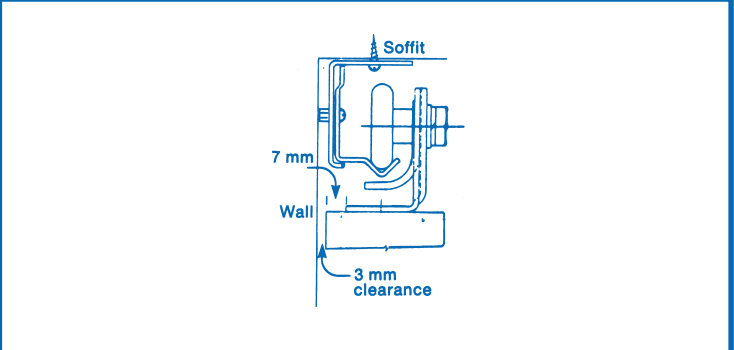
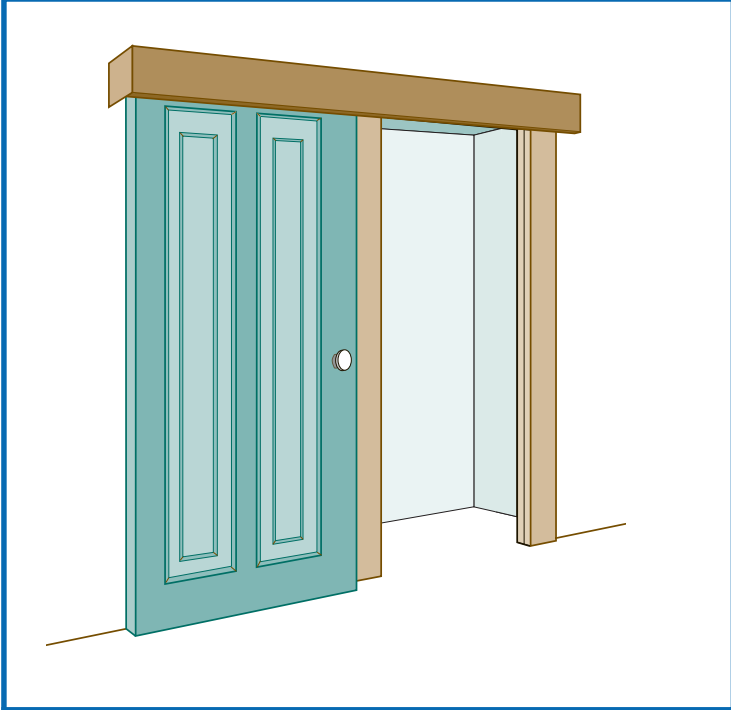




JUNIOR



ALUMINIUM SLIDING DOOR TRACK



MAXIMUM WEIGHT OF DOOR PANEL

36 kg

Min thickness 19mm

- FEATURES:**
- ALUMINIUM TRACK
 - BALL BEARING NYLON WHEELS
 - EASY ADJUSTMENT
 - FACE-FIX OR TOP-FIX APPLICATION
- (Top-fix brackets available separately)
- SUITABLE FOR MOST DOMESTIC INTERIOR SLIDING DOOR APPLICATIONS**

SPECIFICATIONS FOR STANDARD SIZED DOORS					FACE-FIX APPLICATION DIAGRAM	Maximum (Kg)	Maximum Width (mm)	Minimum Thickness (mm)
Cat	Code	Std Door Width	No. of Doors	Door Opening Track Length				
	SJ. 1 57.082.951	610mm-910mm	1	1680mm		36	910	19
	SJ. 2 57.083.951	910mm-1220mm	1	2340mm		36	1220	19
		PELMET						
	61001261		1	1840mm		36	1840	19

This is the easiest sliding door track to install

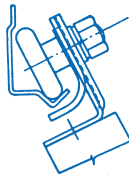

HOLDFAST MANUFACTURING LTD

14 AVALON DRIVE, STATE HIGHWAY 1,
 P O BOX 4206, HAMILTON, NEW ZEALAND
 TEL: +64 7 847 5540 FAX: +64 7 847 0324
 Email: sales@holdfast.co.nz
 See us on the Web!!! <http://www.holdfast.co.nz>

ALUMINIUM SLIDING DOOR TRACK

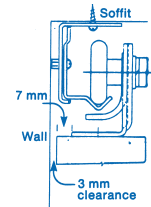
FACE-FIXING INSTRUCTIONS

1. Mark door height plus required floor clearance on architrave or wall. Draw a horizontal line 17.5mm above door height and clearance. Screw bottom back edge of track on drawn line ensuring it is level.
2. Cut groove along centre of bottom door 19mm deep and 5mm wide
3. The trolleys should be fitted with the edge of the bracket flush with the inner face of the door. Drill 3mm holes in the centre of slots of bracket and set 25.5mm round head screws in position. Adjust height of trolley to centre position.
4. Hang door on track as illustrated. Fix guide to the floor beside the opening jamb of the doorway.
5. Position track stops at each end of track with rubber buffer against trolley wheel to prevent over-running.



TOP FIXING INSTRUCTIONS

1. Attach brackets to track as per diagram, at even spacings along track.



2. Attach door stop brackets to track using machine screws and nylock nuts provided.
3. Mark keyhole position of brackets on soffit, drill, then tighten screws to within 4mm of soffit.
4. Slide brackets onto screws. Tighten screws.
5. Drill and fix wood screw into a locking hole in one of the brackets.
6. Continue as per normal Junior Fixing Instruction except for number 3 where trolleys should be fitted with the edge of the bracket 7mm from the inner face of the door to allow clearance from the wall.

NOTE: Top-Fix Brackets are available separately (not included in the sets). Top-fix applications cannot be used with clip-on pelmets.

PARTS SUPPLIED

TRACK - Aluminium alloy track section in 1.68m and 2.34m lengths. Multiple holes each end for track stop adjustment.


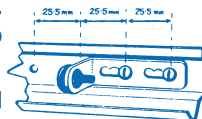
TRACK STOPS - (2 per set) screwed to track and easily adjusted. The method of fixing with two screws eliminates any movement of the track stop. The rubber buffers can also be easily reversed in the metal bracket to allow greater movement of the wheels.

MAGIC BALL BEARING NYLON WHEEL TROLLEYS -

(2 only per set)

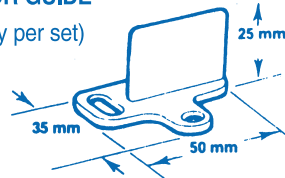
SIDWAYS ADJUSTMENT -

by means of slotted screw holes.



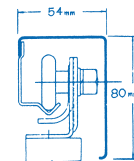
EASY UP-DOWN ADJUSTMENT - Height adjustment by serrated surfaces controls clearance from floor.

FLOOR GUIDE - (1 only per set)




Design and Specification are subject to change without notice.




METAL PELMET






Holdfast Metal Pelmets are available in a white enamel finish and are purchased separately to door track. Screwing the pelmet is not necessary as it sits snugly on the track and can be readily removed. Push-in return ends are a feature.



For Pelmet to be positioned correctly the timber headboard supporting the track must be at least equal to the overall length of Pelmet (1840mm) to give support to pelmet ends.

Description	Cat.	Code	Type	Pack	Bar Code
 Junior Set		57.082.951 57.083.951	SJ1 610-910mm SJ2 910-1220mm	Each	
 Junior Fittings		57.021.951	Boxed Set	Set	
 Junior Carriage Assembly		57.022.955	Pre-packed	Each	

Description	Cat.	Code	Type	Pack	Bar Code
 Junior Wheel		57.035.950	Pre-packed 30 mm diameter 9 mm wide	Each	
 Junior Metal Door Stops (also use with ROBE Track)		57.025.952 57.025.955	Poly-Bag Pre-Packed		
 Metal Pelmet Set (use with SPRITE & SJ 1 Tracks)		61.001.261	White	Each	