

Section 1 Identification of Chemical Product and Company

Code	Description	Size	Colour
20128	Soudal Express Powder Coat Cleaner	4Lt	Clear
20129	Soudal Express Powder Coat Cleaner	20Lt	Clear

Recommended use:	Cleaner		
HSNO Group Standard	HSR002528		
UN number, shipping name and packaging group:	UN3295 Hydrocarbons, liquid, N.O.S. contains naphtha petroleum, hydrotreated light. PG II		
Supplier contact details:	Soudal Ltd	Freephone: 0800 70 10 80	
	134 Kohia Drive	Phone: (07) 847 5540	
	Horotiu		
	Hamilton 3288	Email: sales@soudal.co.nz	
	New Zealand	Website: www.soudal.co.nz	
POISON CENTRE NUMBER: 0800 764 766 (24 hours)			

Section 2 Hazards Identification

Statement of Hazardous Nature

This product is classified as:

HAZARDOUS SUBSTANCE according to the criteria of GHS v7.

REGULATED under NZS5433:2020 Transport of Dangerous Goods on Land

GHS classification:

Classification	GHS Hazard statements
Flammable Liquid Category 2	H225 Highly flammable liquid and vapour
Skin Irritation Category 2	H315 Causes skin irritation
STOT – SE NE Category 3	H336 May cause drowsiness or dizziness
Aspiration Category 1	H304 May be fatal if swallowed and enters airways
Chronic Aquatic Hazard Category 2	H411 Toxic to aquatic life with long lasting effects

HSNO Signal Word:

DANGER



Precautionary Statements: P102 Keep out of the reach of children

- P103 Read label before use

- P210 Keep away from heat, hot surfaces, sparks, open flames and other ignition sources. No smoking
- P240 Ground and bond container and receiving equipment
- P241 Use explosion-proof electrical/ ventilating/ lighting/ intrinsically safe equipment
- P242 Use non-sparking tools
- P243 Take action to prevent static discharges
- P271 Use only in a well-ventilated area
- P261 Avoid breathing mists/ vapours/ sprays
- P280 Wear protective gloves and protective clothing
- P264 Wash all exposed external body areas thoroughly after handling

- P370+378 In Case of Fire: Use alcohol resistant foam or normal protein foam to extinguish
- P273 Avoid release to the environment
- P391 Collect spillage

- P403+235 Store in a well ventilated place. Keep cool
- P405 Store locked up

- P501 Dispose of contents/ container to authorised hazardous or special waste collection points in accordance with local regulations

Section 3. Composition/Information on Ingredients

Ingredient	CAS No.	Individual GHS classification	Concentration (% by Wt.)
Naphtha petroleum, hydrotreated light	64742-49-0	Flammable Liquid Category 2 Skin Irritation Category 2 STOT – SE NE Category 3 Aspiration Category 1 Chronic Aquatic Hazard Category 2	> 60
Ingredients not contributing to classification			balance

This is a commercial product whose exact ratio of components may vary slightly. Minor quantities of other non-hazardous ingredients are also possible.

Section 4 First Aid Measures

NZ Poisons Centre 0800 POISON (0800 764 766) | NZ Emergency Services: 111

Eye contact:

Immediately hold eyelids apart and flush the eye continuously with running water. Ensure complete irrigation of the eye by keeping eyelids apart and away from eye and moving the eyelids by occasionally lifting the upper and lower lids. Continue flushing until advised to stop by the Poisons Information Centre or a doctor, or for at least 15 minutes. Transport to hospital or doctor without delay. Removal of contact lenses after an eye injury should only be undertaken by skilled personnel.

Skin contact:

Immediately remove all contaminated clothing, including footwear. Flush skin and hair with running water (and soap if available). Seek medical attention in event of irritation.

Inhalation:

remove from contaminated area. Lay patient down. Keep warm and rested. Prostheses such as false teeth, which may block airway, should be removed, where possible, prior to initiating first aid procedures. Apply artificial respiration if not breathing, preferably with a demand valve resuscitator, bag-valve mask device, or pocket mask as trained. Perform CPR if necessary. Transport to hospital, or doctor.

Ingestion:

If swallowed do NOT induce vomiting. If vomiting occurs, lean patient forward or place on left side (head-down position, if possible) to maintain open airway and prevent aspiration. Observe the patient carefully. Never give liquid to a person showing signs of being sleepy or with reduced awareness; i.e. becoming unconscious. Give water to rinse out mouth, then provide liquid slowly and as much as casualty can comfortably drink. Seek medical advice. Avoid giving milk or oils. Avoid giving alcohol. If spontaneous vomiting appears imminent or occurs, hold patient's head down, lower than their hips to help avoid possible aspiration of vomitus.

General advice and advice for physicians:

Treat symptomatically

Section 5 Fire-Fighting Measures

Extinguishing media:

Foam. Dry chemical powder. Carbon dioxide.

Water spray or fog - Large fires only.

Fire/ Explosion Hazard:

Liquid and vapour are highly flammable. Moderate fire hazard when exposed to heat or flame. Vapour forms an explosive mixture with air. Moderate explosion hazard when exposed to heat or flame. Vapour may travel a considerable distance to source of ignition. Heating may cause expansion or decomposition leading to violent rupture of containers. On combustion, may emit toxic fumes of carbon monoxide (CO).

Advice for fire-fighters:

Alert Fire Brigade and tell them location and nature of hazard. May be violently or explosively reactive. Wear breathing apparatus plus protective gloves. Prevent, by any means available, spillage from entering drains or water course. If safe, switch off electrical equipment until vapour fire hazard removed. Use water delivered as a fine spray to control fire and cool adjacent area. Avoid spraying water onto liquid pools. DO NOT approach containers suspected to be hot. Cool fire exposed containers with water spray from a protected location. If safe to do so, remove containers from path of fire.

Section 6 Accidental Release Measures

Minor Spills:

Remove all ignition sources. Clean up all spills immediately. Avoid breathing vapours and contact with skin and eyes. Control personal contact with the substance, by using protective equipment. Contain and absorb small quantities with vermiculite or other absorbent material. Wipe up. Collect residues in a flammable waste container.

Major Spills:

Clear area of personnel and move upwind. Alert Fire Brigade and tell them location and nature of hazard. May be violently or explosively reactive. Wear breathing apparatus plus protective gloves. Prevent, by any means available, spillage from entering drains or water course. Consider evacuation (or protect in place). No smoking, naked lights or ignition sources. Increase ventilation. Stop leak if safe to do so. Water spray or fog may be used to disperse /absorb vapour. Contain spill with sand, earth or vermiculite. Use only spark-free shovels and explosion proof equipment. Collect recoverable product into labelled containers for recycling. Absorb remaining product with sand, earth or vermiculite. Collect solid residues and seal in labelled drums for disposal. Wash area and prevent runoff into drains. If contamination of drains or waterways occurs, advise emergency services

Section 7 Handling and Storage

Handling:

Avoid all personal contact, including inhalation. Wear protective clothing when risk of overexposure occurs. Use in a well-ventilated area. Prevent concentration in hollows and sumps. DO NOT enter confined spaces until atmosphere has been checked. Avoid smoking, naked lights or ignition sources. Avoid generation of static electricity. DO NOT use plastic buckets. Earth all lines and equipment. Use spark-free tools when handling. Avoid contact with incompatible materials. When handling, DO NOT eat, drink or smoke. Keep containers securely sealed when not in use. Avoid physical damage to containers. Always wash hands with soap and water after handling. Work clothes should be laundered separately. Use good occupational work practice. Observe manufacturer's storage and handling recommendations contained within this SDS. Atmosphere should be regularly checked against established exposure standards to ensure safe working conditions.

Storage:

Store in original containers in approved flammable liquid storage area. Store away from incompatible materials in a cool, dry, well-ventilated area. DO NOT store in pits, depressions, basements or areas where vapours may be trapped. No smoking, naked lights, heat or ignition sources. Storage areas should be clearly identified, well illuminated, clear of obstruction and accessible only to trained and authorised personnel - adequate security must be provided so that unauthorised personnel do not have access. Store according to applicable regulations for flammable materials for storage tanks, containers, piping, buildings, rooms, cabinets, allowable quantities and minimum storage distances. Use non-sparking ventilation systems, approved explosion proof equipment and intrinsically safe electrical systems. Have appropriate extinguishing capability in storage area (e.g. portable fire extinguishers - dry chemical, foam or carbon dioxide) and flammable gas detectors. Keep adsorbents for leaks and spills readily available. Protect containers against physical damage and check regularly for leaks. Observe manufacturer's storage and handling recommendations contained within this SDS.

Suitable Container:

Packaging as recommended by manufacturer. Check all containers are clearly labelled and free from leaks.

Section 8 Exposure Controls/Personal Protection

Exposure Limits




CAS no.	Substance or ingredient	WES-TWA	WES-STEL

The TWA exposure value is the average airborne concentration of a particular substance when calculated over a normal 8 hour working day for a 5-day working week. The STEL (Short Term Exposure Limit) is an exposure value that may be equalled (but should not be exceeded) for no longer than 15 minutes and should not be repeated more than 4 times per day. There should be at least 60 minutes between successive exposures at the STEL. The term "peak" is used when the TWA limit, because of the rapid action of the substance, should never be exceeded, even briefly.

Engineering Controls:

Engineering controls are used to remove a hazard or place a barrier between the worker and the hazard. Well-designed engineering controls can be highly effective in protecting workers and will typically be independent of worker interactions to provide this high level of protection. The basic types of engineering controls are: Process controls which involve changing the way a job activity or process is done to reduce the risk. Enclosure and/or isolation of emission source which keeps a selected hazard "physically" away from the worker and ventilation that strategically "adds" and "removes" air in the work environment. Ventilation can remove or dilute an air contaminant if designed properly. The design of a ventilation system must match the particular process and chemical or contaminant in use. Employers may need to use multiple types of controls to prevent employee overexposure. General exhaust is adequate under normal operating conditions. Local exhaust ventilation may be required in specific circumstances. If risk of overexposure exists, wear approved respirator. Correct fit is essential to obtain adequate protection. Provide adequate ventilation in warehouse or closed storage areas. Air contaminants generated in the workplace possess varying "escape" velocities which, in turn, determine the "capture velocities" of fresh circulating air required to effectively remove the contaminant.

Exposure controls:

Control	Protective measure
Eye	Safety glasses with side shields. Chemical goggles. Contact lenses may pose a special hazard; soft contact lenses may absorb and concentrate irritants. A written policy document, describing the wearing of lenses or restrictions on use, should be created for each workplace or task. This should include a review of lens absorption and adsorption for the class of chemicals in use and an account of injury experience. Medical and first-aid personnel should be trained in their removal and suitable equipment should be readily available. In the event of chemical exposure, begin eye irrigation immediately and remove contact lens as soon as practicable. Lens should be removed at the first signs of eye redness or irritation - lens should be removed in a clean environment only after workers have washed hands thoroughly. [CDC NIOSH Current Intelligence Bulletin 59], [AS/NZS 1336 or national equivalent] 
Respiratory	Not generally required. If workplace exposure standards are likely to be exceeded, a Type A filter is recommended 
Skin	Wear chemical protective gloves, e.g., PE/EVAL/PE. Wear safety footwear or safety gumboots, e.g., Rubber NOTE: The material may produce skin sensitisation in predisposed individuals. Care must be taken, when removing gloves and other protective equipment, to avoid all possible skin contact. Contaminated leather items, such as shoes, belts and watchbands should be removed and destroyed. 

Section 9 Physical and Chemical Properties

General substance properties:

Property	Details
Appearance	Liquid
Odour	Hydrocarbon
pH	Not available
Vapour pressure	Not available
Vapour Density	4.8
Viscosity	Not available
Boiling Point	85 °C

Volatile materials	100 %
Freezing/melting point	Not available
Water Solubility	Immiscible
Specific gravity/density	0.70 g/ml
Flash point	22 °C
Auto-ignition temperature	280 °C
Upper and lower flammability limits	LEL 1.0 % UEL 6.0 %
Corrosiveness	Not available

Section 10 Stability and Reactivity

Stability:

Unstable in the presence of incompatible materials. Product is considered stable. Hazardous polymerisation will not occur.

Conditions to avoid:

Incompatible materials to avoid:

Oxidising or reducing agents

Hazardous decomposition products:

carbon monoxide (CO) carbon dioxide (CO₂) other pyrolysis products typical of burning organic material.

Section 11 Toxicological Information

Summary of Toxicity

Test	Data and symptoms of exposure
Inhaled	Inhalation of vapours may cause drowsiness and dizziness. This may be accompanied by sleepiness, reduced alertness, loss of reflexes, lack of co-ordination, and vertigo. There is some evidence to suggest that the material can cause respiratory irritation in some persons. The body's response to such irritation can cause further lung damage. Inhaling high concentrations of mixed hydrocarbons can cause narcosis, with nausea, vomiting and light-headedness. Low molecular weight (C ₂ -C ₁₂) hydrocarbons can irritate mucous membranes and cause incoordination, giddiness, nausea, vertigo, confusion, headache, appetite loss, drowsiness, tremors and stupor. Central nervous system (CNS) depression may include general discomfort, symptoms of giddiness, headache, dizziness, nausea, anaesthetic effects, slowed reaction time, slurred speech and may progress to unconsciousness. Serious poisonings may result in respiratory depression and may be fatal. On exposure to mixed trimethylbenzenes, some people may become nervous, tensed, anxious and have difficulty breathing. There may be a reduction red blood cells and bleeding abnormalities. There may also be drowsiness. Inhalation of high concentrations of gas/vapour causes lung irritation with coughing and nausea, central nervous depression with headache and dizziness, slowing of reflexes, fatigue and incoordination. Exposure to white spirit may cause nausea and vertigo. These compounds may also act as general anaesthetics. Whole body symptoms of poisoning include light-headedness, nervousness, apprehension, a feeling of well-being, confusion, dizziness, drowsiness, ringing in the ears, blurred or double vision, vomiting and sensations of heat, cold or numbness, twitching, tremors, convulsions, unconsciousness, depression of breathing, and arrest. Heart stoppage may result from cardiovascular collapse. A slow heart rate and low blood pressure may also occur.
Oral	Swallowing of the liquid may cause aspiration into the lungs with the risk of chemical pneumonitis; serious consequences may result. Accidental ingestion of the material may be seriously damaging to the health of the individual; animal experiments indicate that ingestion of less than 40 gram may be fatal. Ingestion of petroleum hydrocarbons can irritate the pharynx, oesophagus, stomach and small intestine, and cause swellings and ulcers of the mucous. Symptoms include a burning mouth and throat; larger amounts can cause nausea and vomiting, narcosis, weakness, dizziness, slow and shallow breathing, abdominal swelling, unconsciousness and convulsions.
Dermal	Repeated exposure may cause skin cracking, flaking or drying following normal handling and use. Open cuts, abraded or irritated skin should not be exposed to this material Entry into the blood-stream, through, for example, cuts,

SAFETY DATASHEET

	abrasions or lesions, may produce systemic injury with harmful effects. Examine the skin prior to the use of the material and ensure that any external damage is suitably protected. Skin contact with the material may be harmful; systemic effects may result following absorption. Aromatic hydrocarbons may produce sensitivity and redness of the skin. They are not likely to be absorbed into the body through the skin but branched species are more likely to. The material may cause moderate inflammation of the skin either following direct contact or after a delay of some time. Repeated exposure can cause contact dermatitis which is characterised by redness, swelling and blistering
Eye	Direct eye contact with petroleum hydrocarbons can be painful, and the corneal epithelium may be temporarily damaged. Aromatic species can cause irritation and excessive tear secretion. There is evidence that material may produce eye irritation in some persons and produce eye damage 24 hours or more after instillation. Severe inflammation may be expected with pain. The liquid produces a high level of eye discomfort and is capable of causing pain and severe conjunctivitis. Corneal injury may develop, with possible permanent impairment of vision, if not promptly and adequately treated. mage.
Chronic	Prolonged or repeated skin contact may cause drying with cracking, irritation and possible dermatitis following. Substance accumulation, in the human body, may occur and may cause some concern following repeated or long-term occupational exposure. There is some evidence from animal testing that exposure to this material may result in toxic effects to the unborn baby. Constant or exposure over long periods to mixed hydrocarbons may produce stupor with dizziness, weakness and visual disturbance, weight loss and anaemia, and reduced liver and kidney function. Skin exposure may result in drying and cracking and redness of the skin. Immersion of the hands and forearms in white spirits may quickly result in inflammation of the skin and follicles. Workers exposed to white spirit have reported nausea and vomiting and one worker has been reported to develop aplastic anaemia, bone marrow depression and this person later died from septicaemia. There has been concern that this material can cause cancer or mutations, but there is not enough data to make an assessment. Exposure to the material for prolonged periods may cause physical defects in the developing embryo (teratogenesis). Chronic solvent inhalation exposures may result in nervous system impairment and liver and blood changes. [PATTYS]

Ingredient	Oral LD ₅₀	Dermal LD ₅₀	Inhalation LC ₅₀
ATE			
Naphtha petroleum, hydrotreated light	> 2000 mg/kg	> 1900 mg/kg	>4.42 mg/m ³ /4h

Section 12 Ecological Information

Summary of Ecotoxicity

Toxic to aquatic life with long lasting effects. Do NOT allow product to come in contact with surface waters or to intertidal areas below the mean high-water mark. Do not contaminate water when cleaning equipment or disposing of equipment wash-waters. Wastes resulting from use of the product must be disposed of on site or at approved waste sites.

Ingredient	Fish	Crustacean	Algae
ATE			
Naphtha petroleum, hydrotreated light	LD _{50 96hr} 4.26 mg/L	LD _{50 48hr} 0.64 mg/L NOEC _{504hr} 0.17 mg/L	EC _{50 72hr} 64 mg/L

Ingredient	Persistence Water/ Soil	Persistence Air	Bioaccumulation	Mobility

Section 13 Disposal Considerations

Disposal methods:

Containers may still present a chemical hazard/ danger when empty. Return to supplier for reuse/ recycling if possible. Otherwise: If container cannot be cleaned sufficiently well to ensure that residuals do not remain or if the container cannot be used to store the same product, then puncture containers, to prevent re-use, and bury at an authorised landfill. Where possible retain label warnings and SDS and observe all notices pertaining to the product. DO NOT recycle spilled material. Consult State Land Waste Management Authority for disposal. Neutralise spill material carefully and decontaminate empty containers and spill residues with 10% ammonia solution plus detergent or a proprietary decontaminant prior to disposal. DO NOT seal or stopper drums being decontaminated as CO₂ gas is generated and may pressurise containers. Puncture containers to prevent re-use. Bury or incinerate residues at an approved site.

Ensure that the hazardous substance is disposed in accordance with the Hazardous Substances (Disposal) Notice 2017

Packages that have been in direct contact with the hazardous substance must be only disposed if the hazardous substance was appropriately removed and cleaned out from the package. The package must be disposed according to the manufacturer's directions taking into account the material it is made of. Packages which hazardous content have been appropriately treated and removed may be recycled. The hazardous substance must only be disposed if it has been treated by a method that changed the characteristics or composition of the substance and it is no longer hazardous. Only dispose to the

environment if a tolerable exposure limit has been set for the substance. Only deposit the hazardous substance into or onto a landfill or sewage facility or incinerator, where the hazardous substance can be handled and treated appropriately.

Section 14 Transport Information



HAZCHEM 3YE

Land Transport UNDG

UN Number	3295
Shipping Name	HYDROCARBONS, LIQUID, N.O.S. contains Naphtha petroleum, hydrotreated light
Class or division	3
Subsidiary Risk	not applicable
UN Packing Group	II
Environmental Hazard	Environmentally hazardous
Special Provisions	223
Limited Quantities	1 Lt

Air Transport IATA

UN/ID Number	3295
Shipping Name	HYDROCARBONS, LIQUID, N.O.S. contains Naphtha petroleum, heavy hydrodesulfurised
ICAO/IATA Class	3
ICAO/IATA Subrisk	not applicable
ERG Code	3H
Packing Group	II
Environmental Hazard	Environmentally hazardous
Special provision	A3 A324
Cargo only	
Packing instructions	364
Maximum Qty/pack	60 Lt
Passenger and Cargo	
Packing instructions	353
Maximum Qty/pack	5 Lt
Passenger & Cargo Limited Quantity	
Packing instructions	Y341
Maximum Qty/pack	1 Lt

Marine Transport IMDG

UN Number	3295
Shipping Name	HYDROCARBONS, LIQUID, N.O.S. contains Naphtha petroleum, heavy hydrodesulfurised
IMDG Class	3
IMDG Subrisk	not applicable
UN Packing Group	II
Environmental Hazard	Marine Pollutant
EmS Number	F-E S-E
Special provisions	223
Limited quantities	5 Lt

Section 15 Regulatory Information

HSNO approval number and Group Standard:

HSR002528 Cleaning Products Flammable

Group Standard conditions and other regulations:

Condition	Requirement
SDS	Required
Emergency plan	Required when aggregated volumes exceed 100 Lt
Certified handler	Not required
Tracking	Not applicable
Bundling and secondary containment	Required on total aggregated volume and pack size
Signage	Required when aggregated volumes exceed 100 Lt
Location Compliance certificate	Flammable Liquid Category 2 required when aggregated volumes exceed 100Lt in closed containers of greater than 5Lt capacity and/or when volumes exceed 250Lt in closed containers of less than 5Lt capacity and/or when volumes exceed 50Lt in open containers of any capacity
Hazardous Atmosphere Zone	Required in accordance with AS/NZS60079.10:2020
Fire extinguisher	2 required when aggregated quantities exceed 100 Lt

National Inventories

Y = All ingredients are on the inventory

Australia	AIICS Non-Industrial use	Y
Canada	DSL	Y
Canada	NDSL	N
China	IECSC	Y
Europe	EINEC/ELINCS/NLP	Y
Japan	ENCS	N
Korea	KECI	Y
New Zealand	NZIOC	Y
Philippines	PICCS	Y
USA	TSCA	Y
Taiwan	TCSI	Y
Mexico	INSQ	Y
Vietnam	NCI	Y
Russia	ARIPS	Y

Section 16 Other Information
Revision History:

May 2023	reformulated
May 2019	Updated to current requirements
November 2014	Initial preparation

Abbreviations:

Abbreviation	Description
CAS number	Number assigned to chemical in the Chemical Abstracts Service registry
HAZCHEM code	Code used by fire-fighters to determine correct method of action in the case of fire
HSNO	Hazardous Substances and New Organisms (Act)
ICAO Technical Instructions	International Civil Aviation Organization Technical Instructions
IMDG code	International Maritime Dangerous Goods code controlled by the International Maritime Organization (IMO)
LC ₅₀	Lethal concentration 50% - concentration fatal to 50% of the tested population

SAFETY DATASHEET

LD ₅₀	Lethal dose 50% - dose fatal to 50% of the tested population
NZS 5433:2020	New Zealand Standard 5433 (Standard for the Transport of Dangerous Goods on Land)
SDS	Safety data sheet
STEL	Short term exposure limit
TWA	Time weighted average (typically measured as 8 hours)
UN number	United nations number
WES	Workplace exposure standard

References

Chemical properties and GHS classifications derived from the New Zealand chemical classification information database (CCID). www.epa.govt.nz.
Workplace exposure limits derived from Workplace Exposure Standards and Biological Exposure Indices 13th Edition (April 2022).

The information provided on this SDS is correct to the best of our knowledge, information and belief at the date of its publication. The information given is designed only as a guidance for safe handling, use, processing, storage, transportation, disposal and release and is not to be considered as a warranty or quality specification. The information relates only to the specific material designated and may not be valid for such material in combination with any other material or in any process, unless specified in the text.

This SDS was prepared by Collievale Enterprises Ltd in accord with the Hazardous Substances (Safety Data Sheets) Notice 2020
admin@collievale.com Phone +64 7 5432428

End of SDS