

Section 1 Identification of Chemical Product and Company

Code	Description	Size	Colour
19700	Gorilla Roof & Gutter Silicone	300 ml	Clear
19703	Gorilla Roof & Gutter Silicone	300 ml	Grey
90011	Gorilla Roof & Gutter Silicone (2 Pack)	300ml	Clear

Recommended use:	Sealer	
HSNO Group Standard	HSR002670	
UN number, shipping name and packaging group:	Not regulated	
Supplier contact details:	Soudal Ltd	Freephone: 0800 70 10 80
	134 Kohia Drive	Phone: (07) 847 5540
	Horotiu	
	Hamilton 3288	Email: info@soudal.co.nz
	New Zealand	Website: www.soudal.co.nz
POISON CENTRE NUMBER: 0800 764 766 (24 hours)		

Section 2 Hazards Identification

Statement of Hazardous Nature

This product is classified as:

HAZARDOUS SUBSTANCE according to the criteria of HSNO.

NOT REGULATED under NZS5433:2007 Transport of Dangerous Goods on Land

Hazardous Substances and New Organisms (HSNO) classification:

Classification	Hazard statements
Eye Effects Category 2 6.4A	H319 Causes serious eye irritation

HSNO Signal Word:

Precautionary Statements:

P280 Wear protective gloves/ Protective clothing/ face protection

P273 Avoid release to the environment

P391 Collect Spillage

Ingredient	CAS No.	Individual HSNO classification	Concentration (% by Wt.)
Hydrocarbons C ₁₈₋₂₄ , isoalkanes, <2% aromatic	1432780-85-7	Acute Oral Toxicity Category 5; Acute Inhalation Toxicity Category 5; STOT – SE NE Category 3; Aspiration Category 1	1 – 10
2-Pentanone, O,O',O"- (methylsilylidyne)trioxime	37859-55-5	Flammable Liquid Category 4; Acute Oral Toxicity Category 4; Acute Dermal Toxicity Category 4; Eye Effects Category 2; STOT – RE Category 2; STOT – SE RTI Category 3; Chronic Aquatic Hazard Category 4	1 – 10
Ingredients not contributing to classification			balance

This is a commercial product whose exact ratio of components may vary slightly. Minor quantities of other non-hazardous ingredients are also possible.

Section 4 First Aid Measures

NZ Poisons Centre 0800 POISON (0800 764 766) | NZ Emergency Services: 111

Eye contact:

Immediately hold eyelids apart and flush the eye continuously with running water. Ensure complete irrigation of the eye by keeping eyelids apart and away from eye and moving the eyelids by occasionally lifting the upper and lower lids. Continue flushing until advised to stop by the Poisons Information Centre or a doctor, or for at least 15 minutes. Transport to hospital or doctor without delay. Removal of contact lenses after an eye injury should only be undertaken by skilled personnel.

Skin contact:

Flush skin and hair with running water (and soap if available). Seek medical attention in event of irritation.

Inhalation:

Remove from contaminated area. Lay patient down. Keep warm and rested. Prostheses such as false teeth, which may block airway, should be removed, where possible, prior to initiating first aid procedures. Apply artificial respiration if not breathing, preferably with a demand valve resuscitator, bag-valve mask device, or pocket mask as trained. Perform CPR if necessary. Transport to hospital, or doctor, without delay.

Ingestion:

Immediately give a glass of water. First aid is not generally required. If in doubt, contact a Poisons Information Centre or a doctor.

General advice and advice for physicians:

Treat symptomatically.

Section 5 Fire-Fighting Measures**Extinguishing media:**

Foam, Carbon Dioxide, Dry Powder

Fire/ Explosion Hazard

Combustible. Will burn if ignited.

Advice for fire-fighters:

Alert Fire & Emergency New Zealand and tell them location and nature of hazard. Wear full body protective clothing with breathing apparatus. Fight fire from a safe distance, with adequate cover. If safe, switch off electrical equipment until vapour fire hazard removed. Use water delivered as a fine spray to control fire and cool adjacent area. DO NOT approach containers suspected to be hot. Equipment should be thoroughly decontaminated after use.

Section 6 Accidental Release Measures**Minor Spills**

Environmental hazard - Clean up all spills immediately. Avoid contact with skin and eyes. Wear impervious gloves and safety goggles. Trowel up/scrape up. Place spilled material in clean, dry, sealed container. Flush spill area with water.

Major Spills

Environmental Hazard – Minor hazard. Clear area of personnel. Alert Fire & Emergency New Zealand and tell them location and nature of hazard. Control personal contact with the substance, by using protective equipment as required. Prevent spillage from entering drains or water ways. Contain spill with sand, earth or vermiculite. Collect recoverable product into labelled containers for recycling. Absorb remaining product with sand, earth or vermiculite and place in appropriate containers for disposal. Wash area and prevent runoff into drains or waterways. If contamination of drains or waterways occurs, advise emergency services.

Section 7 Handling and Storage**Handling:**

Avoid all personal contact, including inhalation. Wear protective clothing when risk of exposure occurs. Use in a well-ventilated area. Prevent concentration in hollows and sumps. DO NOT enter confined spaces until atmosphere has been checked. DO NOT allow material to contact humans, exposed food or food utensils. Avoid contact with incompatible materials. When handling, DO NOT eat, drink or smoke. Keep containers securely sealed when not in use. Avoid physical damage to containers. Always wash hands with soap and water after handling. Work clothes should be laundered separately. Launder contaminated clothing before re-use. Use good occupational work practice. Observe manufacturer's storage and handling recommendations contained within this SDS. Atmosphere should be regularly checked against established exposure standards to ensure safe working conditions are maintained.

Storage:

Store in original containers. Keep containers securely sealed. Store in a cool, dry, well-ventilated area. Store away from incompatible materials and foodstuff containers. Protect containers against physical damage and check regularly for leaks. Observe manufacturer's storage and handling recommendations contained within this SDS.

Section 8 Exposure Controls/Personal Protection

Exposure Limits




CAS no.	Substance or ingredient	WES-TWA	WES-STEL

The TWA exposure value is the average airborne concentration of a particular substance when calculated over a normal 8 hour working day for a 5-day working week. The STEL (Short Term Exposure Limit) is an exposure value that may be equalled (but should not be exceeded) for no longer than 15 minutes and should not be repeated more than 4 times per day. There should be at least 60 minutes between successive exposures at the STEL. The term "peak" is used when the TWA limit, because of the rapid action of the substance, should never be exceeded, even briefly.

Engineering Controls:

Engineering controls are used to remove a hazard or place a barrier between the worker and the hazard. Well-designed engineering controls can be highly effective in protecting workers and will typically be independent of worker interactions to provide this high level of protection. The basic types of engineering controls are: Process controls which involve changing the way a job activity or process is done to reduce the risk. Enclosure and/or isolation of emission source which keeps a selected hazard "physically" away from the worker and ventilation that strategically "adds" and "removes" air in the work environment. Ventilation can remove or dilute an air contaminant if designed properly. The design of a ventilation system must match the particular process and chemical or contaminant in use. Employers may need to use multiple types of controls to prevent employee overexposure. General exhaust is adequate under normal operating conditions. Local exhaust ventilation may be required in specific circumstances. If risk of overexposure exists, wear approved respirator. Correct fit is essential to obtain adequate protection. Provide adequate ventilation in warehouse or closed storage areas. Air contaminants generated in the workplace possess varying "escape" velocities which, in turn, determine the "capture velocities" of fresh circulating air required to effectively remove the contaminant.

Exposure controls:

Control	Protective measure
Eye	Safety glasses with side shields. Chemical goggles. Contact lenses may pose a special hazard; soft contact lenses may absorb and concentrate irritants. A written policy document, describing the wearing of lenses or restrictions on use, should be created for each workplace or task. This should include a review of lens absorption and adsorption for the class of chemicals in use and an account of injury experience. Medical and first-aid personnel should be trained in their removal and suitable equipment should be readily available. In the event of chemical exposure, begin eye irrigation immediately and remove contact lens as soon as practicable. Lens should be removed at the first signs of eye redness or irritation - lens should be removed in a clean environment only after workers have washed hands thoroughly. [CDC NIOSH Current Intelligence Bulletin 59], [AS/NZS 1336 or national equivalent] 
Respiratory	Not generally required, but if concentration exceeds exposure limits then a Type A filter of sufficient capacity is recommended 
Skin	No special equipment needed when handling small quantities. OTHERWISE: For potentially moderate exposures: Wear general Butyl protective gloves. For potentially heavy exposures: Wear chemical protective gloves, eg. PVC. and safety footwear. 

Section 9 Physical and Chemical Properties

General substance properties:

Property	Details
Appearance	Pasty liquid
Odour	Characteristic
pH	No data
Vapour pressure	kPa
Vapour Density	> 2 heavier than air
Viscosity	Viscous paste
Boiling Point	No data °C
Volatile materials	No data %

Water solubility	immiscible	
Freezing/melting point	No data.	
Specific gravity/density	1.005 g/ml	
Flash point	No data °C	
Auto-ignition temperature	No data °C	
Upper and lower flammability limits	Lower %	Upper %
Corrosiveness	No data.	

Section 10 Stability and Reactivity

Stability:

Stable under normal conditions.

Conditions to avoid:

Ignition sources; elevated temperatures

Incompatible materials to avoid:

Avoid oxidising agents and some acids

Hazardous decomposition products:

Combustion products include carbon monoxide (CO), carbon dioxide (CO₂), silicone dioxide and other pyrolysis products typical of burning organic material.

Section 11 Toxicological Information

Summary of Toxicity

Test	Data and symptoms of exposure
Inhaled	The material can cause respiratory irritation in some persons. The body's response to such irritation can cause further lung damage. Not normally a hazard due to non-volatile nature of product
Oral	The material has NOT been classified by EC Directives or other classification systems as "harmful by ingestion". This is because of the lack of corroborating animal or human evidence.
Dermal	The material is not thought to produce adverse health effects or skin irritation following contact (as classified by EC Directives using animal models). Nevertheless, good hygiene practice requires that exposure be kept to a minimum and that suitable gloves be used in an occupational setting.
Eye	If applied to the eyes, this material causes severe eye damage.
Chronic	Long-term exposure to respiratory irritants may result in airways disease, involving difficulty breathing and related whole-body problems. Inhaling this product is more likely to cause a sensitisation reaction in some persons compared to the general population. Ample evidence exists from experimentation that reduced human fertility is directly caused by exposure to the material. Substance accumulation, in the human body, may occur and may cause some concern following repeated or long-term occupational exposure.

Ingredient	Oral LD ₅₀	Dermal LD ₅₀	Inhalation LC ₅₀
2-Pentanone, O,O',O''-(methylsilylylidene)trioxime	1130 mg/kg		

Section 12 Ecological Information

Do NOT allow product to come in contact with surface waters or to intertidal areas below the mean high-water mark. Do not contaminate water when cleaning equipment or disposing of equipment wash-waters. Wastes resulting from use of the product must be disposed of on site or at approved waste sites.

SAFETY DATASHEET

Ingredient	Fish	Crustacea	Algae
2-Pentanone, O,O',O''-(methylsilylidyne)trioxime			EC ₅₀ 96hr 54 mg/L NOEC 168hr 32 mg/L

	Persistence H ₂ O/ Soil	Persistence Air	Bioaccumulation	Mobility
2-Pentanone, O,O',O''-(methylsilylidyne)trioxime	HIGH	HIGH	LOW	LOW

Section 13 Disposal Considerations

Containers may still present a chemical hazard/ danger when empty. Return to supplier for reuse/ recycling if possible. Otherwise: If container cannot be cleaned sufficiently well to ensure that residuals do not remain or if the container cannot be used to store the same product, then puncture containers, to prevent re-use, and bury at an authorised landfill. Where possible retain label warnings and SDS and observe all notices pertaining to the product. DO NOT allow wash water from cleaning or process equipment to enter drains. It may be necessary to collect all wash water for treatment before disposal. In all cases disposal to sewer may be subject to local laws and regulations and these should be considered first. Where in doubt contact the responsible authority. Recycle wherever possible or consult manufacturer for recycling options. Consult Land Waste Authority for disposal. Bury or incinerate residue at an approved site. Packages that have been in direct contact with the hazardous substance must be only disposed if the hazardous substance was appropriately removed and cleaned out from the package. The package must be disposed according to the manufacturer's directions taking into account the material it is made of. Packages which hazardous content have been appropriately treated and removed may be recycled. The hazardous substance must only be disposed if it has been treated by a method that changed the characteristics or composition of the substance and it is no longer hazardous. Only dispose to the environment if a tolerable exposure limit has been set for the substance. Only deposit the hazardous substance into or onto a landfill or sewage facility or incinerator, where the hazardous substance can be handled and treated appropriately.

Section 14 Transport Information

NOT REGULATED

Section 15 Regulatory Information

HSNO approval number and Group Standard:

HSR002670 Surface Coatings & Colourants (Subsidiary Hazard)

Group Standard conditions and other regulations:

Condition	Requirement
SDS	Safety data sheet must be available to a person handling the substance within 10 minutes.
Emergency plan	Required when quantities exceed 1000 Lt
Certified handler	Not required
Tracking	Not applicable
Bundling and secondary containment	Required dependent on pack size and total volume
Signage	Required when present in quantities exceeding 1000 Lt
Location Compliance Certificate	Not required
Hazardous Area	Not required
Fire extinguisher	Not required

National Inventories

Australia	AICS	N
Canada	DSL	N
Canada	NDSL	N
China	IECSC	N
Europe	EINEC/ELINCS/NLP	N

Japan	ENCS	N
Korea	KECI	N
New Zealand	NZIOC	Y
Philippines	PICCS	N
USA	TSCA	N
Taiwan	TCSI	N
Mexico	INSQ	N
Vietnam	NCI	N
Russia	ARIPS	N

Section 16 Other Information

Revision History

July 2020	Reformulation and reformat
June 2017	Name change and updated classification
February 2017	Initial Preparation

Abbreviations:

Abbreviation	Description
CAS number	Number assigned to chemical in the Chemical Abstracts Service registry
HAZCHEM code	Code used by fire-fighters to determine correct method of action in the case of fire
HSNO	Hazardous Substances and New Organisms (Act)
ICAO Technical Instructions	International Civil Aviation Organization Technical Instructions
IMDG code	International Maritime Dangerous Goods code controlled by the International Maritime Organization (IMO)
LC ₅₀	Lethal concentration 50% - concentration fatal to 50% of the tested population
LD ₅₀	Lethal dose 50% - dose fatal to 50% of the tested population
NZS 5433	New Zealand Standard 5433 (Standard for the Transport of Dangerous Goods on Land)
SDS	Safety data sheet
STEL	Short term exposure limit
TWA	Time weighted average (typically measured as 8 hours)
UN number	United nations number
WES	Workplace exposure standard

References

Chemical properties and HSNO classifications derived from the New Zealand chemical classification information database (CCID). www.epa.govt.nz. Workplace exposure limits derived from Workplace Exposure Standards and Biological Exposure Indices 11th Edition (November 2019).

The information provided on this SDS is correct to the best of our knowledge, information and belief at the date of its publication. The information given is designed only as a guidance for safe handling, use, processing, storage, transportation, disposal and release and is not to be considered as a warranty or quality specification. The information relates only to the specific material designated and may not be valid for such material in combination with any other material or in any process, unless specified in the text.

This SDS was prepared by Collievale Enterprises Ltd in accord with the Hazardous Substances (Safety Data Sheets) Notice 2017
<http://www.collievale.com> Phone +64 7 5432428

End of SDS