

## Section 1 Identification of Chemical Product and Company

Code	Description	Size	Colour
132663	Pureseal Roof & Gutter Silicone NC	300ml	Clear

Recommended use:	Sealant	
HSNO Group Standard	HSR002670	
UN number, shipping name and packaging group:		
Supplier contact details:	Soudal Ltd	Freephone: 0800 70 10 80
	134 Kohia Drive	Phone: (07) 847 5540
	Horotiu	
	Hamilton 3288	Email: sales@soudal.co.nz
	New Zealand	Website: <a href="http://www.soudal.co.nz">www.soudal.co.nz</a>
<b>POISON CENTRE NUMBER: 0800 764 766 (24 hours)</b>		

## Section 2 Hazards Identification

### Statement of Hazardous Nature

This product is classified as:

**HAZARDOUS SUBSTANCE** according to the criteria of GHS v7.

**NOT REGULATED** under NZS5433:2020 Transport of Dangerous Goods on Land

### GHS classification:

Classification	GHS Hazard statements
<b>Eye Irritation</b> <b>Category 2</b>	H319      Causes serious eye irritation
<b>Skin Sensitisation</b> <b>Category 1</b>	H317      May cause an allergic skin reaction
<b>Carcinogenicity</b> <b>Category 2</b>	H351      Suspected of causing cancer

HSNO Signal Word:

**WARNING**



### Precautionary Statements:

P102	Keep out of the reach of children	P405	Store locked up
P103	Read label before use	P501	Dispose of contents/ container to authorised hazardous or special waste collection points in accordance with local regulation
P261	Avoid breathing vapours		
P280	Wear protective gloves, protective clothing, eye protection and face protection		
P264	Wash all exposed external body areas thoroughly after handling		
P272	Contaminated work clothing should not be allowed out of the workplace		

### Section 3. Composition/Information on Ingredients

Ingredient	CAS No.	Individual GHS classification	Concentration (% by Wt.)
2-Butanone Oxime	96-29-7	Flammable Liquid Category 3   Acute Oral Toxicity Category 4   Acute Dermal Toxicity Category 4   Acute Inhalation Toxicity Category 4   Eye Irritation Category 2   Skin Sensitisation Category 1   Carcinogenicity Category 2   STOT – RE Category 2   Chronic Aquatic Hazard Category 3	< 0.5
Ingredients not contributing to classification			balance

This is a commercial product whose exact ratio of components may vary slightly. Minor quantities of other non-hazardous ingredients are also possible.

### Section 4 First Aid Measures

**NZ Poisons Centre 0800 POISON (0800 764 766) | NZ Emergency Services: 111**

#### Eye contact:

Wash out immediately with fresh running water. Ensure complete irrigation of the eye by keeping eyelids apart and away from eye and moving the eyelids by occasionally lifting the upper and lower lids. Seek medical attention without delay; if pain persists or recurs seek medical attention. Removal of contact lenses after an eye injury should only be undertaken by skilled personnel.

#### Skin contact:

Immediately remove all contaminated clothing, including footwear. Flush skin and hair with running water (and soap if available). Seek medical attention in event of irritation

#### Inhalation:

remove from contaminated area. Other measures are usually unnecessary.

#### Ingestion:

Immediately give a glass of water. First aid is not generally required. If in doubt, contact a Poisons Information Centre or a doctor.

#### General advice and advice for physicians:

Treat symptomatically.

### Section 5 Fire-Fighting Measures

#### Extinguishing media:

Foam, Water spray, dry chemical or CO2

#### Fire/ Explosion Hazard:

Combustible. Will burn if ignited.).

#### Advice for fire-fighters:

Alert Fire Brigade and tell them location and nature of hazard. Wear breathing apparatus plus protective gloves. Prevent, by any means available, spillage from entering drains or water courses. Use water delivered as a fine spray to control fire and cool adjacent area. DO NOT approach containers suspected to be hot. Cool fire exposed containers with water spray from a protected location. If safe to do so, remove containers from path of fire. Equipment should be thoroughly decontaminated after use

### Section 6 Accidental Release Measures

#### Minor Spills:

Slippery when spilt. Clean up all spills immediately. Avoid contact with skin and eyes. Wear impervious gloves and safety goggles. Trowel up/scrape up. Place spilled material in clean, dry, sealed container. Flush spill area with water.

#### Major Spills:

Clear area of personnel and move upwind. Alert Fire Brigade and tell them location and nature of hazard. Wear full body protective clothing with breathing apparatus. Prevent, by all means available, spillage from entering drains or water courses. Consider evacuation (or protect in place). No smoking, naked lights or ignition sources. Increase ventilation. Stop leak if safe to do so. Water spray or fog may be used to disperse / absorb vapour. Contain or absorb spill with sand, earth or vermiculite. Collect recoverable product into labelled containers for recycling. Collect solid residues and seal in labelled drums for disposal. Wash area and prevent runoff into drains. After clean up operations, decontaminate and launder all protective clothing and equipment before storing and re-using. If contamination of drains or waterways occurs, advise emergency services.

## Section 7 Handling and Storage

### Handling:

Avoid all personal contact, including inhalation. Wear protective clothing when risk of exposure occurs. Use in a well-ventilated area. Prevent concentration in hollows and sumps. DO NOT enter confined spaces until atmosphere has been checked. DO NOT allow material to contact humans, exposed food or food utensils. Avoid contact with incompatible materials. When handling, DO NOT eat, drink or smoke. Keep containers securely sealed when not in use. Avoid physical damage to containers. Always wash hands with soap and water after handling. Work clothes should be laundered separately. Launder contaminated clothing before re-use. Use good occupational work practice. Observe manufacturer's storage and handling recommendations contained within this SDS. Atmosphere should be regularly checked against established exposure standards to ensure safe working conditions are maintained.

### Storage:

Store in original containers. Keep containers securely sealed. Store in a cool, dry, well-ventilated area. Store away from incompatible materials and foodstuff containers. Protect containers against physical damage and check regularly for leaks. Observe manufacturer's storage and handling recommendations contained within this SDS

### Suitable Container:

Packaging as recommended by manufacturer. Check all containers are clearly labelled and free from leaks.

## Section 8 Exposure Controls/Personal Protection

### Exposure Limits



CAS no.	Substance or ingredient	WES-TWA	WES-STEL


The TWA exposure value is the average airborne concentration of a particular substance when calculated over a normal 8 hour working day for a 5-day working week. The STEL (Short Term Exposure Limit) is an exposure value that may be equalled (but should not be exceeded) for no longer than 15 minutes and should not be repeated more than 4 times per day. There should be at least 60 minutes between successive exposures at the STEL. The term "peak" is used when the TWA limit, because of the rapid action of the substance, should never be exceeded, even briefly.

### Engineering Controls:

Engineering controls are used to remove a hazard or place a barrier between the worker and the hazard. Well-designed engineering controls can be highly effective in protecting workers and will typically be independent of worker interactions to provide this high level of protection. The basic types of engineering controls are: Process controls which involve changing the way a job activity or process is done to reduce the risk. Enclosure and/or isolation of emission source which keeps a selected hazard "physically" away from the worker and ventilation that strategically "adds" and "removes" air in the work environment. Ventilation can remove or dilute an air contaminant if designed properly. The design of a ventilation system must match the particular process and chemical or contaminant in use. Employers may need to use multiple types of controls to prevent employee overexposure. General exhaust is adequate under normal operating conditions. Local exhaust ventilation may be required in specific circumstances. If risk of overexposure exists, wear approved respirator. Correct fit is essential to obtain adequate protection. Provide adequate ventilation in warehouse or closed storage areas. Air contaminants generated in the workplace possess varying "escape" velocities which, in turn, determine the "capture velocities" of fresh circulating air required to effectively remove the contaminant.

### Exposure controls:

Control	Protective measure
Eye	Safety glasses with side shields. Chemical goggles. Contact lenses may pose a special hazard; soft contact lenses may absorb and concentrate irritants. A written policy document, describing the wearing of lenses or restrictions on use, should be created for each workplace or task. This should include a review of lens absorption and adsorption for the class of chemicals in use and an account of injury experience. Medical and first-aid personnel should be trained in their removal, and suitable equipment should be readily available. In the event of chemical exposure, begin eye irrigation immediately and remove contact lens as soon as practicable. Lens should be removed at the first signs of eye redness or irritation - lens should be removed in a clean environment only after workers have washed hands thoroughly. [CDC NIOSH Current Intelligence Bulletin 59], [AS/NZS 1336 or national equivalent] 
Respiratory	Not generally required. 

	If workplace exposure standards are likely to be exceeded, a Type AX filter is recommended	
<b>Skin</b>	<p>Wear chemical protective gloves, e.g., PE/EVAL/PE. Wear safety footwear or safety gumboots, e.g., Rubber NOTE: The material may produce skin sensitisation in predisposed individuals. Care must be taken, when removing gloves and other protective equipment, to avoid all possible skin contact. Contaminated leather items, such as shoes, belts and watchbands should be removed and destroyed.</p>	

## Section 9 Physical and Chemical Properties

### General substance properties:

Property	Details
<b>Appearance</b>	Paste
<b>Odour</b>	Characteristic
<b>pH</b>	Not available
<b>Vapour pressure</b>	No data kPa
<b>Vapour Density</b>	No data
<b>Viscosity</b>	No data mPa.s
<b>Boiling Point</b>	No data °C
<b>Volatile materials</b>	No data %
<b>Freezing/melting point</b>	Not available
<b>Water Solubility</b>	Immiscible
<b>Specific gravity/density</b>	No data
<b>Flash point</b>	No data °C
<b>Auto-ignition temperature</b>	No data °C
<b>Upper and lower flammability limits</b>	% LEL % UEL
<b>Corrosiveness</b>	Not available

## Section 10 Stability and Reactivity

### Stability:

Unstable in the presence of incompatible materials. Product is considered stable. Hazardous polymerisation will not occur.

### Conditions to avoid:

Exposure to excessive heat, open flames and sparks. Avoid conditions that favour the formation of excessive mists and/or fumes. Contact with water may release flammable gases.

### Incompatible materials to avoid:

Oxidising or reducing agents

### Hazardous decomposition products:

Carbon monoxide (CO) carbon dioxide (CO<sub>2</sub>) other pyrolysis products typical of burning organic material.

## Section 11 Toxicological Information

### Summary of Toxicity

Test	Data and symptoms of exposure
Inhaled	The material is not thought to produce adverse health effects or irritation of the respiratory tract (as classified by EC Directives using animal models). Nevertheless, good hygiene practice requires that exposure be kept to a minimum and that suitable control measures be used in an occupational setting. The major toxic effects of MEKO, regardless of the route of administration, are anaemia with breakdown of red blood cells, rapid breathing and reversible reduction in spontaneous activity, motor coordination and muscle tone. At extremely high concentrations it may cause unconsciousness and failure of breathing. Not normally a hazard due to non-volatile nature of product
Oral	The material has NOT been classified by EC Directives or other classification systems as 'harmful by ingestion'. This is because of the lack of corroborating animal or human evidence.
Dermal	Skin contact is not thought to have harmful health effects (as classified under EC Directives); the material may still produce health damage following entry through wounds, lesions or abrasions. Repeated exposure may cause skin cracking, flaking or drying following normal handling and use. There is some evidence to suggest that this material can cause inflammation of the skin on contact in some persons. Skin application with methyl ethyl ketoxime under an occlusive dressing produced mild irritation with redness, swelling and wheals. Open cuts abraded or irritated skin should not be exposed to this material Entry into the bloodstream through, for example, cuts, abrasions or lesions, may produce systemic injury with harmful effects. Examine the skin prior to the use of the material and ensure that any external damage is suitably protected. Low molecular weight silicone fluids may exhibit solvent action and may produce skin irritation. Excessive use or prolonged contact may lead to defatting, drying and irritation of sensitive skin
Eye	This material can cause eye irritation and damage in some persons.
Chronic	Skin contact with the material is more likely to cause a sensitisation reaction in some persons compared to the general population. There is ample evidence that this material can be regarded as being able to cause cancer in humans based on experiments and other information. Prolonged or repeated skin contact may cause drying with cracking, irritation and possible dermatitis following.

Ingredient	Oral LD <sub>50</sub>	Dermal LD <sub>50</sub>	Inhalation LC <sub>50</sub>
ATE			
2-Butanone oxime	160 mg/Kg	100 mg/Kg	0.14 mg/L/4h

## Section 12 Ecological Information

### Summary of Ecotoxicity

Do NOT allow product to come in contact with surface waters or to intertidal areas below the mean high-water mark. Do not contaminate water when cleaning equipment or disposing of equipment wash-waters. Wastes resulting from use of the product must be disposed of on site or at approved waste sites.

Ingredient	Fish	Crustacean	Algae
ATE			
2-Butanone Oxime	LC <sub>50 96hr</sub> 100 mg/L	LC <sub>50 48hr</sub> 201 mg/L	EC <sub>50 96hr</sub> 6.09 mg/L NOEC <sub>50 72hr</sub> <1.02 mg/L

Ingredient	Persistence Water/Soil	Persistence Air	Bioaccumulation	Mobility
2-Butanone oxime	LOW	LOW	LOW	LOW

## Section 13 Disposal Considerations

### Disposal methods:

Containers may still present a chemical hazard/ danger when empty. Return to supplier for reuse/ recycling if possible. Otherwise: If container cannot be cleaned sufficiently well to ensure that residuals do not remain or if the container cannot be used to store the same product, then puncture containers, to prevent re-use, and bury at an authorised landfill. Where possible retain label warnings and SDS and observe all notices

## SAFETY DATASHEET

pertaining to the product. DO NOT recycle spilled material. Consult State Land Waste Management Authority for disposal. Neutralise spill material carefully and decontaminate empty containers and spill residues with 10% ammonia solution plus detergent or a proprietary decontaminant prior to disposal. DO NOT seal or stopper drums being decontaminated as CO<sub>2</sub> gas is generated and may pressurise containers. Puncture containers to prevent re-use. Bury or incinerate residues at an approved site.

Ensure that the hazardous substance is disposed in accordance with the Hazardous Substances (Disposal) Notice 2017

Packages that have been in direct contact with the hazardous substance must be only disposed if the hazardous substance was appropriately removed and cleaned out from the package. The package must be disposed according to the manufacturer's directions taking into account the material it is made of. Packages which hazardous content have been appropriately treated and removed may be recycled. The hazardous substance must only be disposed if it has been treated by a method that changed the characteristics or composition of the substance, and it is no longer hazardous. Only dispose to the environment if a tolerable exposure limit has been set for the substance. Only deposit the hazardous substance into or onto a landfill or sewage facility or incinerator, where the hazardous substance can be handled and treated appropriately.

### Section 14 Transport Information

NOT REGULATED

### Section 15 Regulatory Information

**HSNO approval number and Group Standard:**

HSR002679

Surface Coatings & Colourants Carcinogenic

**Group Standard conditions and other regulations:**

Condition	Requirement
SDS	Required
Emergency plan	Required when quantities exceed 100 Lt
Certified handler	Not required
Tracking	Not applicable
Bunding and secondary containment	Required dependent upon total quantity and pack size
Signage	Required when quantities exceed 100 Lt
Location Compliance certificate	Not applicable
Hazardous Atmosphere Zone	Not applicable
Fire extinguisher	Not applicable

### National Inventories

*Y = All ingredients are on the inventory*

Australia	AICS	Y
Canada	DSL	Y
Canada	NDSL	N
China	IECSC	Y
Europe	EINEC/ELINCS/NLP	N
Japan	ENCS	Y
Korea	KECI	Y
New Zealand	NZIOC	Y
Philippines	PICCS	Y
USA	TSCA	Y
Taiwan	TCSI	Y
Mexico	INSQ	N

Vietnam	NCI	Y
Russia	ARIPS	N

## Section 16 Other Information

### Revision History:

March 2025 origination

### Abbreviations:

Abbreviation	Description
CAS number	Number assigned to chemical in the Chemical Abstracts Service registry
HAZCHEM code	Code used by fire-fighters to determine correct method of action in the case of fire
HSNO	Hazardous Substances and New Organisms (Act)
ICAO Technical Instructions	International Civil Aviation Organization Technical Instructions
IMDG code	International Maritime Dangerous Goods code controlled by the International Maritime Organization (IMO)
LC <sub>50</sub>	Lethal concentration 50% - concentration fatal to 50% of the tested population
LD <sub>50</sub>	Lethal dose 50% - dose fatal to 50% of the tested population
NZS 5433:2020	New Zealand Standard 5433 (Standard for the Transport of Dangerous Goods on Land)
SDS	Safety data sheet
STEL	Short term exposure limit
TWA	Time weighted average (typically measured as 8 hours)
UN number	United Nations number
WES	Workplace exposure standard

### References

Chemical properties and GHS classifications derived from the New Zealand chemical classification information database (CCID).  
[www.epa.govt.nz](http://www.epa.govt.nz)

Workplace exposure limits derived from Workplace Exposure Standards and Biological Exposure Indices 13<sup>th</sup> Edition (April 2022).

***The information provided on this SDS is correct to the best of our knowledge, information and belief at the date of its publication. The information given is designed only as a guidance for safe handling, use, processing, storage, transportation, disposal and release and is not to be considered as a warranty or quality specification. The information relates only to the specific material designated and may not be valid for such material in combination with any other material or in any process, unless specified in the text.***

This SDS was prepared by Collievale Enterprises in accord with the Hazardous Substances (Safety Data Sheets) Notice 2020  
[admin@collievale.com](mailto:admin@collievale.com) Phone +64 7 5432428

End of SDS