

Section 1 Identification of Chemical Product and Company

Code	Description	Size	Colour
09102	Soudal Ultrabonder 601	50 g	Clear

Recommended use:	Adhesive		
HSNO Group Standard	HSR002657		
UN number, shipping name and packaging group:	UN 3334	Aviation regulated liquid, contains ethyl cyanoacrylate	
Supplier contact details:	Soudal Ltd	Freephone: 0800 70 10 80	
	134 Kohia Drive	Phone: (07) 847 5540	
	Horotiu		
	Hamilton 3288	Email: info@soudal.co.nz	
	New Zealand	Website: www.soudal.co.nz	
POISON CENTRE NUMBER: 0800 764 766 (24 hours)			

Section 2 Hazards Identification

Statement of Hazardous Nature

This product is classified as:

HAZARDOUS SUBSTANCE according to the criteria of HSNO.

REGULATED under NZ55433:2007 Transport of Dangerous Goods on Land

Hazardous Substances and New Organisms (HSNO) classification:

Classification	GHS Hazard statements
Flammable Liquid Category 4	H227 Combustible liquid
Skin Effects Category 2	H315 Causes skin irritation
Eye Effects Category 2	H319 Causes serious eye irritation
STOT – SERTI Category 3	H335 May cause respiratory irritation

HSNO Signal Word:

WARNING



Precautionary Statements:

Keep out of reach of children

Ensure all safety directions are read and understood before use

- P210 Keep away from heat, hot surfaces, sparks, open flames and other ignition sources. No smoking
- P280 Wear protective gloves/ protective clothing/ eye protection/ face protection
- P264 Wash all exposed external body areas thoroughly after handling

P370+P378 In case of fire use alcohol resistant foam or normal protein foam to extinguish

P403 Store in a well-ventilated place

P501 Dispose of contents/ container to authorised hazardous or special waste collection point in accordance with any local regulation

Section 3. Composition/Information on Ingredients

SAFETY DATASHEET

Ingredient	CAS No.	Individual HSNO classification	Concentration (% by Wt.)
Ethyl cyanoacrylate	7085-85-0	Flammable Liquid Category 4; Skin Effects Category 2; Eye Effects Category 2; STOT – SE RTI Category 3	> 70
Ingredients not contributing to the classification			balance

Section 4 First Aid Measures74

NZ Poisons Centre 0800 POISON (0800 764 766) | NZ Emergency Services: 111

Eye contact:

Eye Adhesion Wash thoroughly with water and apply moist pad; maintain in position. DO NOT force separation. Transport to hospital, or doctor without delay. Minor eye contamination should be treated by copious washing with water or 1% sodium carbonate solution. The eye will generally open without further action, typically in one to two days. there should be no residual damage. Adhesive introduced Removal of contact lenses after eye injury should only be undertaken by skilled personnel.

Adhesive in the Eye: Adhesive will attach itself to eye proteins and will disassociate from these over intermittent periods, usually within several hours. This will result in weeping until clearance of the protein complex. It is important to understand that disassociation will normally occur within a matter of hours even with gross contamination.

Skin contact:

Cyanoacrylate adhesives is a very fast setting and strong. they bond human tissues including skin in seconds. Experience shows that accidents involving cyanoacrylates are best handled by passive, non-surgical first aid.

Skin Contact: Remove excessive adhesive. Soak in warm water - the adhesive should loosen from the skin in several hours. Dried adhesive does not present a health hazard. Contact with clothes, fabric, rags or tissues may generate heat, and strong irritating odours; skin burns may also ensue.

Skin Adhesion: IMMEDIATELY immerse affected areas in warm soapy water. DO NOT force bonded surfaces apart. Use a gentle rolling action to peel surfaces apart if possible. It may be necessary to use a blunt edge such as a spatula or spoon handle. Do NOT attempt to pull the surfaces apart with a direct opposing action. Remove any cured material with warm, soapy water. Seek medical attention without delay. A solvent such as acetone may be used (with care!) to separate bonded skin surfaces. NEVER use solvent near eyes, mouth, cuts, or abrasions.

Inhalation:

remove from contaminated area. Lay patient down. Keep warm and rested. Prostheses such as false teeth, which may block airway, should be removed, where possible, prior to initiating first aid procedures. Apply artificial respiration if not breathing, preferably with a demand valve resuscitator, bag-valve mask device, or pocket mask as trained. Perform CPR if necessary. Transport to hospital, or doctor, without delay. If fumes or combustion products are inhaled remove from contaminated area. Lay patient down. Keep warm and rested. Prostheses such as false teeth, which may block airway, should be removed, where possible, prior to initiating first aid procedures. Apply artificial respiration if not breathing, preferably with a demand valve resuscitator, bag-valve mask device, or pocket mask as trained. Perform CPR if necessary. Transport to hospital, or doctor.

Ingestion:

Immediately give a glass of water. First aid is not generally required. If in doubt, contact a Poisons Information Centre or a doctor. For material bonded in the mouth seek medical/dental attention. If lips are accidentally stuck together apply lots of warm water and encourage maximum wetting and pressure from saliva inside the mouth. Peel or roll lips apart. Do NOT attempt to pull the lips with direct opposing action. It is almost impossible to swallow cyanoacrylates. The adhesive solidifies and adheres in the mouth. Saliva will lip the adhesion in one or two days.

General advice and advice for physicians:

Treat symptomatically.

Section 5 Fire-Fighting Measures

Extinguishing media:

Foam; Water spray, dry chemical or CO₂

Fire Incompatibility:

Avoid contamination with oxidising agents i.e. nitrates, oxidising acids, chlorine bleaches, pool chlorine etc. as ignition may result

Special hazards due to combustion:

Combustible. Slight fire hazard when exposed to heat or flame. Heating may cause expansion or decomposition leading to violent rupture of containers. On combustion, may emit toxic fumes of carbon monoxide (CO). May emit acrid smoke. Mists containing combustible materials may be explosive.

Advice for fire-fighters:

Alert Fire Brigade and tell them location and nature of hazard. Wear full body protective clothing with breathing apparatus. Prevent, by any means available, spillage from entering drains or water course. Use water delivered as a fine spray to control fire and cool adjacent area. Avoid spraying water onto liquid

pools. DO NOT approach containers suspected to be hot. Cool fire exposed containers with water spray from a protected location. If safe to do so, remove containers from path of fire.

Section 6 Accidental Release Measures

Minor Spills

If cloth has been used to wipe up spills, immediately soak the cloth in water to produce polymerisation and prevent possibility of autoignition. Clean up all spills immediately. Avoid breathing vapours and contact with skin and eyes. Control personal contact with the substance, by using protective equipment. Contain and absorb spill with sand, earth, inert material or vermiculite. Wipe up. Place in a suitable, labelled container for waste disposal.

Major Spills

Moderate hazard. Clear area of personnel and move upwind. Alert Fire Brigade and tell them location and nature of hazard. Wear breathing apparatus plus protective gloves. Prevent, by any means available, spillage from entering drains or water course. No smoking, naked lights or ignition sources. Increase ventilation. Stop leak if safe to do so. Contain spill with sand, earth or vermiculite. Collect recoverable product into labelled containers for recycling. Absorb remaining product with sand, earth or vermiculite. Collect solid residues and seal in labelled drums for disposal. Wash area and prevent runoff into drains. If contamination of drains or waterways occurs, advise emergency services.

Section 7 Handling and Storage

Handling:

DO NOT allow clothing wet with material to stay in contact with skin. Avoid all personal contact, including inhalation. Wear protective clothing when risk of exposure occurs. Use in a well-ventilated area. Prevent concentration in hollows and sumps. DO NOT enter confined spaces until atmosphere has been checked. Avoid smoking, naked lights or ignition sources. Avoid contact with incompatible materials. When handling, DO NOT eat, drink or smoke. Keep containers securely sealed when not in use. Avoid physical damage to containers. Always wash hands with soap and water after handling. Work clothes should be laundered separately. Use good occupational work practice. Observe manufacturer's storage and handling recommendations contained within this SDS. Atmosphere should be regularly checked against established exposure standards to ensure safe working conditions.

Storage:

Store in original containers. Keep containers securely sealed. Store in a cool, dry, well-ventilated area. Store away from incompatible materials and foodstuff containers. Protect containers against physical damage and check regularly for leaks. Observe manufacturer's storage and handling recommendations contained within this SDS.

Suitable Container:

Metal can or drum. Packaging as recommended by manufacturer. Check all containers are clearly labelled and free from leaks.

Section 8 Exposure Controls/Personal Protection

Exposure Limits


CAS no.	Substance or ingredient	WES-TWA	WES-STEL

The TWA exposure value is the average airborne concentration of a particular substance when calculated over a normal 8 hour working day for a 5-day working week. The STEL (Short Term Exposure Limit) is an exposure value that may be equalled (but should not be exceeded) for no longer than 15 minutes and should not be repeated more than 4 times per day. There should be at least 60 minutes between successive exposures at the STEL. The term "peak" is used when the TWA limit, because of the rapid action of the substance, should never be exceeded, even briefly.



Engineering Controls:

Engineering controls are used to remove a hazard or place a barrier between the worker and the hazard. Well-designed engineering controls can be highly effective in protecting workers and will typically be independent of worker interactions to provide this high level of protection. The basic types of engineering controls are: Process controls which involve changing the way a job activity or process is done to reduce the risk. Enclosure and/or isolation of emission source which keeps a selected hazard "physically" away from the worker and ventilation that strategically "adds" and "removes" air in the work environment. Ventilation can remove or dilute an air contaminant if designed properly. The design of a ventilation system must match the particular process and chemical or contaminant in use. Employers may need to use multiple types of controls to prevent employee overexposure. For flammable liquids and flammable gases, local exhaust ventilation or a process enclosure ventilation system may be required. Ventilation equipment should be explosion-resistant. Air contaminants generated in the workplace possess varying "escape" velocities which, in turn, determine the "capture velocities" of fresh circulating air required to effectively remove the contaminant.

Exposure controls:

Control	Protective measure
Eye	Safety glasses with side shields. Chemical goggles. Contact lenses may pose a special hazard; soft contact lenses may absorb and concentrate irritants. A written policy document, describing the wearing of lenses or restrictions on use, should be created for each workplace or task. This should include a review of lens absorption and adsorption for the class of chemicals in use and an account of injury experience. Medical and first-aid personnel should be trained in their removal and suitable equipment should be readily available. In the event of chemical exposure, begin eye irrigation immediately and remove contact lens as soon as 

SAFETY DATASHEET

	practicable. Lens should be removed at the first signs of eye redness or irritation - lens should be removed in a clean environment only after workers have washed hands thoroughly. [AS/NZS 1336 or national equivalent] Close fitting gas tight goggles
Respiratory	Not normally required. Where inadequate ventilation exists then a Type A P filter is recommended 
Skin	Nitrile+PVC gloves. Avoid skin contact. If skin contact or contamination of clothing is likely, protective clothing should be worn. [AS 2161] Wear protective clothing. 

Section 9 Physical and Chemical Properties

General substance properties:

Property	Details
Appearance	Clear liquid
Odour	Sharp irritating
pH	No data
Vapour pressure	<0.027 kPa
Viscosity	No data
Vapour Density	Approx. 3
Boiling Point	>150 °C
Volatile materials	No data
Freezing/melting point	No data
Solubility	Polymerises in water
Specific gravity/density	1.1 g/ml
Flash point	>80 °C
Danger of explosion	Not applicable
Auto-ignition temperature	485 °C
Upper and lower flammability limits	LEL no data % UEL no data %
Evaporation Rate	No data Butyl acetate = 1
Corrosiveness	No data

Section 10 Stability and Reactivity

Stability:

Stable under normal conditions.

Conditions to avoid:

Exposure to excessive heat, open flames and sparks. Avoid conditions that favour the formation of excessive mists and/or fumes. Contact with water may release flammable gases.

Incompatible materials to avoid:

Avoid oxidising agents, strong acids and strong bases.

Hazardous decomposition products:

Combustion will result in the release of carbon monoxide (CO), carbon dioxide (CO₂); and pyrolysis products typical of burning organic material. May emit corrosive fumes.

Section 11 Toxicological Information

Test	Data and symptoms of exposure
Inhaled	The material can cause respiratory irritation in some persons. The body's response to such irritation can cause further lung damage. Inhalation of vapours or aerosols (mists, fumes), generated by the material during the course of normal handling, may be damaging to the health of the individual. In low humidity, cyanoacrylate vapours are irritating to the respiratory system and eyes. High concentrations may cause inflammation of the lungs and other complications. Prolonged exposure may cause headache, nausea and ultimately loss of consciousness.
Oral	Although ingestion is not thought to produce harmful effects (as classified under EC Directives), the material may still be damaging to the health of the individual, following ingestion, especially where pre-existing organ (e.g. liver, kidney) damage is evident. Uncured cyanoacrylates are difficult to swallow as saliva cures the surface of the adhesive with negligible bonding. The cured material is considered to be non-hazardous.
Dermal	This material can cause inflammation of the skin on contact in some persons. The material may accentuate any pre-existing dermatitis condition. Skin contact is not thought to have harmful health effects (as classified under EC Directives); the material may still produce health damage following entry through wounds, lesions or abrasions. Open cuts, abrasions or irritated skin should not be exposed to this material. Entry into the bloodstream, through for example, cuts, abrasions or lesions, may produce systemic injury with harmful effects. Examine the skin prior to the use of the material and ensure that any external damage is suitably protected.
Eye	This material can cause eye irritation and damage in some persons. Exposure to cyanoacrylate vapours can cause discomfort and tears, nasal discharge, and blurred vision. The eyelids may be glued shut.
Chronic	Long-term exposure to respiratory irritants may result in airways disease, involving difficulty breathing and related whole-body problems. Substance accumulation, in the human body, may occur and may cause some concern following repeated or long-term occupational exposure. There is some evidence that inhaling this product is more likely to cause a sensitisation reaction in some persons compared to the general population. There is limited evidence that, skin contact with this product is more likely to cause a sensitisation reaction in some persons compared to the general population. Dermatitis may result from prolonged exposures. On repeated and prolonged exposure by skin contact or inhalation, a small proportion of individuals develop allergic sensitivities. Chronic exposure to cyanides and certain nitriles may result in interference to iodine uptake by thyroid gland and its consequent enlargement. This occurs following metabolic conversion of the cyanide moiety to thiocyanate.

	Oral LD ₅₀ mg/m ³	Dermal LD ₅₀ mg/m ³	Inhalation LC ₅₀ mg/L
Ethyl cyanoacrylate	190.8	233.2	5.278 /4h

Section 12 Ecological Information

Summary of Ecotoxicity

Do NOT allow product to come in contact with surface waters or to intertidal areas below the mean high-water mark. Do not contaminate water when cleaning equipment or disposing of equipment wash-waters. Wastes resulting from use of the product must be disposed of on site or at approved waste sites. DO NOT discharge into sewer or waterways.

	Fish mg/L	Crustacea mg/L	Algae mg/L

	Persistence H ₂ O/ Soil	Persistence Air	Bioaccumulation	Mobility
Ethyl cyanoacrylate	LOW	LOW	LOW	LOW

Section 13 Disposal Considerations

Disposal methods:

Containers may still present a chemical hazard/ danger when empty. Return to supplier for reuse/ recycling if possible. Otherwise: If container cannot be cleaned sufficiently well to ensure that residuals do not remain or if the container cannot be used to store the same product, then puncture containers, to prevent re-use, and bury at an authorised landfill. Where possible retain label warnings and SDS and observe all notices pertaining to the product. DO NOT allow wash water from cleaning or process equipment to enter drains. It may be necessary to collect all wash water for treatment before disposal.

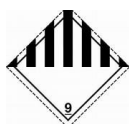
SAFETY DATASHEET

In all cases disposal to sewer may be subject to local laws and regulations and these should be considered first. Where in doubt contact the responsible authority. Recycle wherever possible or consult manufacturer for recycling options. Consult Land Waste Authority for disposal. Bury or incinerate residue at an approved site. Packages that have been in direct contact with the hazardous substance must be only disposed if the hazardous substance was appropriately removed and cleaned out from the package. The package must be disposed according to the manufacturer's directions taking into account the material it is made of. Packages which hazardous content have been appropriately treated and removed may be recycled. The hazardous substance must only be disposed if it has been treated by a method that changed the characteristics or composition of the substance and it is no longer hazardous. Only dispose to the environment if a tolerable exposure limit has been set for the substance. Only deposit the hazardous substance into or onto a landfill or sewage facility or incinerator, where the hazardous substance can be handled and treated appropriately.

Packages that have been in direct contact with the hazardous substance must be only disposed if the hazardous substance was appropriately removed and cleaned out from the package. The package must be disposed according to the manufacturer's directions taking into account the material it is made of. Packages which hazardous content have been appropriately treated and removed may be recycled.

The hazardous substance must only be disposed if it has been treated by a method that changed the characteristics or composition of the substance and it is no longer hazardous. DO NOT deposit the hazardous substance into or onto a landfill or a sewage facility. Burning the hazardous substance must happen under controlled conditions with no person or place exposed to (1) a blast overpressure of more than 9 kPa; or (2) an unsafe level of heat radiation. The disposed hazardous substance must not come into contact with class 1 or 5 substances.

Section 14 Transport Information



HAZCHEM **2Z**

Land Transport UNDG

Class or division
Subsidiary Risk
UN Number
UN Packing Group
Environmental hazard
Shipping Name
Special Provisions
Limited Quantities

Air Transport IATA

ICAO/IATA Class	9
ICAO/IATA Subrisk	
UN/ID Number	3334
ERG Code	9A
Packing Group	III
Environmental hazard	not applicable
Special provision	A27
Cargo only	
Packing instructions	964
Maximum Qty/pack	450 Lt
Passenger and Cargo	
Packing instructions	964
Maximum Qty/pack	450 Lt
Passenger & Cargo Limited Quantity	
Packing instructions	Y964
Maximum Qty/pack	30 Kg G
Shipping Name	Aviation regulated liquid N.O.S. contains ethyl cyanoacrylate

Marine Transport IMDG

IMDG Class
IMDG Subrisk
UN Number
UN Packing Group
Environmental hazard
EmS Number
Special provisions
Limited quantities
Shipping Name

Section 15 Regulatory Information

HSNO approval number and Group Standard:

HSR002657

Surface Coatings & Colourants Combustible

Group Standard conditions and other regulations:

Condition	Requirement
SDS	Safety data sheet must be available to a person handling the substance within 10 minutes.
Emergency plan	Required when present in quantities >10000 Lt.
Certified Handler	Not required
Tracking	Not required
Bundling and secondary containment	Based on total volumes and pack sizes held on site
Signage	Required when present in quantities >1000 Lt
Location Compliance certificate	Not required
Hazardous Atmosphere Zone	Not required
Fire extinguisher	Not required

National Inventories

Y= All ingredients are on the inventory

Australia	AICS	Y
Canada	DSL	Y
Canada	NDSL	N
China	IECSC	Y
Europe	EINEC/ELINCS/NLP	Y
Japan	ENCS	Y
Korea	KECI	Y
New Zealand	NZIOC	Y
Philippines	PICCS	Y
USA	TSCA	Y
Taiwan	TCSI	Y
Mexico	INSQ	Y
Vietnam	NCI	Y
Russia	ARIPS	Y
Thailand	TECI	Y

Section 16 Other Information

Revision History:

July 2021

Review and update to GHS v7 format

February 2017

Initial preparation

Abbreviations:

Abbreviation	Description
CAS number	Number assigned to chemical in the Chemical Abstracts Service registry
HAZCHEM code	Code used by fire-fighters to determine correct method of action in the case of fire
HSNO	Hazardous Substances and New Organisms (Act)
ICAO Technical Instructions	International Civil Aviation Organization Technical Instructions
IMDG code	International Maritime Dangerous Goods code controlled by the International Maritime Organization (IMO)
LC ₅₀	Lethal concentration 50% - concentration fatal to 50% of the tested population
LD ₅₀	Lethal dose 50% - dose fatal to 50% of the tested population

NZS 5433	New Zealand Standard 5433 (Standard for the Transport of Dangerous Goods on Land)
SDS	Safety data sheet
STEL	Short term exposure limit
TWA	Time weighted average (typically measured as 8 hours)
UN number	United nations number
WES	Workplace exposure standard

References

Chemical properties and HSNO classifications derived from the New Zealand chemical classification information database (CCID). www.epa.govt.nz
 Workplace exposure limits derived from Workplace Exposure Standards and Biological Exposure Indices 12-1 Edition.

The information provided on this SDS is correct to the best of our knowledge, information and belief at the date of its publication. The information given is designed only as a guidance for safe handling, use, processing, storage, transportation, disposal and release and is not to be considered as a warranty or quality specification. The information relates only to the specific material designated and may not be valid for such material in combination with any other material or in any process, unless specified in the text.

This SDS was prepared by Collievale Enterprises Ltd in accord with the Hazardous Substances (Safety Data Sheets) Notice 2017
<http://www.collievale.com> Phone +64 7 5432428

End of SDS